

131<sup>st</sup>

# ANNUAL REPORT

2025-2026

# PNB FINANCE AND INDUSTRIES LIMITED

# *Contents*

|   |         |
|---|---------|
| Notice of the Meeting                       | 2-15    |
| Board's Report                              | 16-27   |
| Corporate Governance Report                 | 28-40   |
| Management Discussion and Analysis Report   | 41-42   |
| Report Pursuant to NBFC Auditor's Report    | 43      |
| Auditor's Report                            | 44-52   |
| Balance Sheet                               | 53      |
| Statement of Profit & Loss                  | 54      |
| Cash Flow Statement                         | 55-56   |
| Statement of Changes in Equity              | 57      |
| Notes to Financial Statements               | 58-92   |
| <b>CONSOLIDATED ACCOUNTS</b>                |         |
| Auditor's Report                            | 93-98   |
| Consolidated Balance Sheet                  | 99      |
| Consolidated Statement of Profit & Loss     | 100-101 |
| Consolidated Cash Flow Statement            | 102-103 |
| Consolidated Statement of Changes in Equity | 104     |
| Consolidated Notes to Financial Statements  | 105-128 |

## BOARD OF DIRECTORS

|                             |   |
|-----------------------------|---|
| <i>RAKESH DHAMANI</i>       | <i>INDEPENDENT DIRECTOR</i>                                 |
| <i>SAUMYA AGARWAL</i>       | <i>INDEPENDENT DIRECTOR</i>                                 |
| <i>VICTOR ALAN CARVALHO</i> | <i>INDEPENDENT DIRECTOR</i>                                 |
| <i>NIDHI GUPTA</i>          | <i>INDEPENDENT DIRECTOR</i><br><i>(W.E.F. MAY 26, 2026)</i> |

## COMPANY SECRETARY

SHWETA SAXENA

## CHIEF FINANCIAL OFFICER

VIVEKA NAND JHA

## MANAGER

TARUN VERMA

## AUDITORS

TANUJ GARG & ASSOCIATES  
*Chartered Accountants*  
Noida, Gautam Buddha Nagar,  
Uttar Pradesh- 201301

## REGISTRAR & SHARE TRANSFER AGENT

SKYLINE FINANCIAL SERVICES (P) LTD.  
D-153/A, 1<sup>st</sup> Floor, Okhla Industrial Area, Phase-I, New Delhi - 110 020  
Tel : +91-11- 26812682/83  
E-mail : admin@skylinerta.com

## REGISTERED OFFICE

CIN: L65929DL1947PLC001240  
2<sup>nd</sup> Floor, Property No. 3/8, Asaf Ali Road  
New Delhi-110002  
Tel : +91-7303495375  
E-mail : pnbfinanceindustries@gmail.com  
Website: www.pnbfinanceandindustries.com

## NOTICE

**NOTICE** is hereby given that the 131<sup>st</sup> Annual General Meeting (AGM) of the members of PNB Finance and Industries Limited (the 'Company') will be held on Wednesday, July 15, 2026 at 11:30 A.M. IST through Video Conference (VC) to transact the following businesses:

### **Ordinary business:**

1. To receive, consider and adopt the audited financial statements (including audited consolidated financial statements) of the Company for the financial year ended March 31, 2026 together with the Reports of the Board of Directors ('the Board') and Auditors thereon.
2. **To appoint the Statutory Auditors of the Company.**

To consider and if thought fit, to pass with or without modification(s), the following resolution as an **ordinary resolution:**

**"RESOLVED THAT** pursuant to the provisions of Section 139, 141, 142 and other applicable provisions, if any, of the Companies Act, 2013 ("the Act") read with the Companies (Audit and Auditors) Rules, 2014 and Circular No. RBI/2021-22/25- Ref. No. DoS. CD.ARG/ SEC.01/ 08.91.001/2021-22; dated: April 27, 2021 issued by Reserve Bank of India (RBI) ("RBI Guidelines") (including any statutory modification(s) or amendment(s) or re-enactment(s) thereof for the time being in force), and pursuant to the recommendation of the Audit Committee and the Board of Directors of the Company, approval of the Members of the Company be and is hereby accorded, for appointment of M/s. S.R. Goyal & Co., Chartered Accountants (Firm Registration No:001537C) as Statutory Auditors of the Company to hold office from conclusion of 131<sup>st</sup> Annual General Meeting till the conclusion of 134<sup>th</sup> Annual General Meeting of the Company to conduct the audit of accounts of the Company for the Financial Year 2026- 27 to 2028-29 at such remuneration plus out of pocket expenses, if any, as may be mutually agreed by and between the Board of Directors of the Company and the Statutory Auditors.

**RESOLVED FURTHER THAT** the Board of Directors and the Company Secretary of the Company, be and are hereby severally authorized to do all such act(s), deed(s), matter(s) and thing(s) as may be considered necessary, desirable or expedient to give effect to this Resolution."

### **Special business:**

3. **To appoint Ms. Nidhi Gupta (DIN: 11730308) as an Independent Director of the Company**

To consider and if thought fit, to pass, with or without modification(s), the following resolution as a **special resolution:**

**"RESOLVED THAT** pursuant to the provisions of Sections 149, 150, 152, 160 read with Schedule IV of the Companies Act, 2013 ("the Act"), and rules made thereunder and Regulation 17 and other applicable provisions of Securities and Exchange Board of India (Listing Obligation and Disclosure Requirements) Regulations, 2015 ("Listing Regulations") and the Reserve Bank of India (Non-Banking Financial Companies - Governance) Directions, 2025 and other applicable directions, circulars and guidelines issued by the Reserve Bank of India ("RBI") (including any statutory modification(s) or re-enactment thereof for the time being in force) and in accordance with the Articles of Association of the Company, and such other provisions as may be applicable, and pursuant to the recommendation of the Nomination and Remuneration Committee and the Board of Directors of the Company, approval of the members be and is hereby accorded for appointment of Ms. Nidhi Gupta (DIN: 11730308), who was appointed as an Additional Director categorised as Non-Executive Independent Director of the Company with effect from May 26, 2026 and who holds office till the conclusion of this 131<sup>st</sup> Annual General Meeting in terms of Section 161 of the Act, and in respect of whom the Company has received a notice in writing under Section 160 of the Act proposing her candidature for the office of Director, and who has submitted a declaration confirming that she meets the criteria of independence under the Act, Listing Regulations and applicable RBI directions, as an Independent Director of the Company, not liable to retire by rotation, to hold office for a first term of 5 (five) consecutive years commencing from May 26, 2026 up to May 25, 2031.

**RESOLVED FURTHER THAT** in connection with the aforesaid, the Board of Directors and the Company Secretary be and are hereby severally authorized to do all such acts, deeds, matters and things as may be deemed necessary, desirable, proper or expedient for the purpose of giving effect to this resolution and for matters connected therewith or incidental thereto."

#### 4. To re-appoint Mr. Tarun Verma as Manager of the Company

To consider and if thought fit, to pass, with or without modification(s), the following resolution as an **ordinary resolution**:

**“RESOLVED THAT** pursuant to the provisions of Sections 196, 197, 203 read with Schedule V and other applicable provisions, if any, of the Companies Act, 2013 (“the Act”) (including any statutory modification(s) or re-enactment thereof for the time being in force), and pursuant to the recommendation of the Nomination and Remuneration Committee and approval of the Board of Directors of the Company, consent of the Members be and is hereby accorded for the re-appointment of Mr. Tarun Verma as ‘Manager’ of the Company for a period of 3 (three) years with effect from June 01, 2026, on such terms and conditions including remuneration, as approved by the Board of Directors.

**RESOLVED FURTHER THAT** the remuneration of Mr. Tarun Verma shall be ₹ 5.39 lakhs per annum as on the date of re-appointment, forming part of the Cost to Company (CTC), with liberty to the Board of Directors (including any Committee thereof) to revise, enhance and vary the same from time to time during the tenure, including grant of annual increments and other benefits, as may be deemed appropriate, subject to the overall limits prescribed under Section 197 read with Schedule V of the Act and other applicable provisions of the Act.

**RESOLVED FURTHER THAT** in the event of absence or inadequacy of profits in any financial year, the remuneration payable to him shall be governed by the provisions of Schedule V of the Act.

**RESOLVED FURTHER THAT** the Board of Directors and Company Secretary of the Company be and are hereby severally authorized to do all such acts and deeds as may be necessary, expedient or desirable, in order to give effect to this Resolution.”

By order of the Board of Directors  
For PNB Finance and Industries Limited

**Shweta Saxena**  
Company Secretary  
Membership No.: A18585

**Place: New Delhi**

**Date: May 26, 2026**

**Registered Office:**

**2<sup>nd</sup> Floor, Property No.3/8,**

**Asaf Ali Road, New Delhi - 110002**

**CIN: L65929DL1947PLC001240 Tel: +91-7303495375**

**Website: [www.pnbfinanceandindustries.com](http://www.pnbfinanceandindustries.com)**

**Email: [pnbfinanceindustries@gmail.com](mailto:pnbfinanceindustries@gmail.com)**

#### NOTES:

1. The Ministry of Corporate Affairs (“MCA”), vide General Circular Nos. 14/2020 dated April 8, 2020 and 17/2020 dated April 13, 2020, read with subsequent circulars issued from time to time, the latest being General Circular No. 03/2025 dated September 22, 2025 (collectively referred to as the “MCA Circulars”), has permitted companies to conduct Annual General Meetings through Video Conferencing (“VC”) / Other Audio Visual Means (“OAVM”) and to send the Annual Report electronically without physical dispatch of copies to the Members.

In compliance with the aforesaid MCA Circulars and applicable provisions of the Securities and Exchange Board of India (Listing Obligations and Disclosure Requirements) Regulations, 2015 (“Listing Regulations”) the Notice of AGM and Annual Report for FY 2025-26 are being sent only through electronic mode to those Members whose e-mail addresses are registered with the Company/ Depositories.

The registered office of the Company shall be deemed to be the venue of the AGM.

2. Members who have not registered their email addresses, are requested to register the same in respect of shares held in electronic form with the Depository through their Depository Participant(s) and in respect of shares held in physical form by writing to Skyline Financial Services Private Limited, Registrar and Transfer Agent (RTA of the Company), D-153A, 1<sup>st</sup> Floor, Okhla Industrial Area, Phase-I, New Delhi-110020, Phone: 011-26812682/83, Email: [parveen@skylinerta.com](mailto:parveen@skylinerta.com).

Members may note that the Notice and Annual Report 2025-26 will also be available on the Company’s website [www.pnbfinanceandindustries.com](http://www.pnbfinanceandindustries.com) and on the website of NSDL <https://www.evoting.nsdl.com>.

Detailed instructions with respect to participation in the AGM through VC are provided in **Annexure A** to this notice; Members are requested to read the notes carefully to understand the procedural requirement to attend the AGM through VC.

3. An explanatory statement pursuant to Section 102 of the Companies Act, 2013 (‘the Act’), which sets out the material details relating to the Special Business under item no. 3 & 4 of the Notice, is also annexed hereto, along with additional information as required under regulation 36 (3) of Listing Regulations and Secretarial Standard on General Meetings (“SS-2”).

4. The Register of Members and Share Transfer Books of the Company will remain closed from July 09, 2026 to July 15, 2026 (both days inclusive). The cut-off

date for determining the members who are entitled to vote through remote e-voting or voting at the meeting through VC is July 08, 2026.

5. Pursuant to the MCA Circulars and applicable provisions of the Listing Regulations, the AGM is being conducted through VC without the physical presence of Members at a common venue. Accordingly, the facility for appointment of proxies by the Members under Section 105 of the Act is not available for this AGM. Hence, the Proxy Form, Attendance Slip and Route Map are not annexed to this Notice.
6. Institutional /corporate shareholders (i.e. other than individuals, HUFs, NRIs, etc.) are required to send a scanned certified true copy (PDF/JPG Format) of the relevant board resolution/authority letter authorising their representative to attend the AGM through VC and to vote through remote e-voting/e-voting during the AGM to the Company at [pnbfinanceindustries@gmail.com](mailto:pnbfinanceindustries@gmail.com).
7. Members attending the AGM through VC shall be counted for the purpose of reckoning the quorum under Section 103 of the Act.
8. The facility for joining the AGM through VC shall open 15 minutes before the scheduled time of the AGM and shall remain open for 15 minutes after the commencement of the AGM.
9. Members desirous of speaking at the AGM may register themselves as speakers by sending their request from their registered e-mail address mentioning their name, DP ID and Client ID/Folio Number, PAN, mobile number and e-mail address to [pnbfinanceindustries@gmail.com](mailto:pnbfinanceindustries@gmail.com) from June 26, 2026 (9:00 A.M. IST) to July 06, 2026 (5:00 P.M. IST). Only those Members who have registered themselves as speakers will be allowed to express their views/ask questions during the AGM, subject to availability of time. Such Members may, if required by the Company, enable their video during the AGM while speaking.

Members, who have not registered themselves as speaker shareholder(s) and wish to raise queries can post their questions in chat box facility during AGM and the same will be answered by the Company within 7 days from the date of AGM through email at the registered email address of the member.

10. Members who wish to seek any information with regard to the financial statements or any matter to be placed at the AGM are requested to write to the Company at [pnbfinanceindustries@gmail.com](mailto:pnbfinanceindustries@gmail.com) on or before July 08, 2026 mentioning their name, DP ID and Client ID/Folio Number, PAN, mobile number and e-mail address. The

same will be suitably replied by the Company.

11. The Register of Directors and Key Managerial Personnel and their Shareholding maintained under Section 170 of the Companies Act, 2013 and the Register of Contracts or Arrangements in which Directors are interested maintained under Section 189 of the Act shall be open for electronic inspection by the Members during the AGM in accordance with the provisions of the Companies Act, 2013. Members seeking inspection through electronic mode may send their request at [pnbfinanceindustries@gmail.com](mailto:pnbfinanceindustries@gmail.com) mentioning their name, DP ID and Client ID/Folio Number, PAN, mobile number and e-mail address.
12. In case of joint holders, the Member whose name appears as the first holder in the order of names as per the Register of Members of the Company as on the cut-off date will be entitled to vote during the AGM.
13. Members are requested to intimate changes, if any, pertaining to their name, postal address, email address, telephone/mobile numbers, Permanent Account Number (PAN), mandates, nominations, power of attorney, bank details such as, name of the bank and branch details, bank account number, MICR code, IFSC code, etc.
  - a. **For shares held in electronic form:** to their Depository Participants (“DPs”)
  - b. **For shares held in physical form:** to the Company/ RTA in prescribed Form ISR-1 and other forms pursuant to SEBI Master Circular No. SEBI/HO/MIRSD/SECFATF/P/CIR/2023/169 dated October 12, 2023. To mitigate unintended challenges on account of freezing of folios, SEBI vide its Circular No. SEBI/HO/MIRSD/POD-1/P/ CIR/2023/181 dated November 17, 2023, has done away with the provision regarding freezing of folios not having PAN, KYC, and Nomination details.
14. Pursuant to Section 124 and 125 of the Act read with Investor Education Protection Fund (IEPF) Authority (Accounting, Audit, Transfer and Refund) Rules, 2016 (“the Rules”), dividends remaining unpaid or unclaimed for a period of seven consecutive years are required to be transferred to the Investor Education and Protection Fund (“IEPF”) established by the Central Government. Further, shares in respect of which dividend has not been claimed for seven consecutive years or more are also required to be transferred to the demat account of the IEPF Authority.

In terms of above provisions, such amount of unclaimed dividend and shares pertaining to financial year 2018-19 is due for transfer to the IEPF on October 22, 2026.

Members are requested to claim their unpaid/unclaimed dividend, if any, promptly in order to avoid transfer thereof to the IEPF. Details of unpaid/unclaimed dividend and shares liable to be transferred to IEPF are available on the website of the Company.

Members may note that shares and unclaimed dividends transferred to the IEPF can be claimed back from the IEPF Authority in accordance with the prescribed procedure. For details, Members may refer to IEPF Authority Website and/or Company's website: [www.pnbfinanceandindustries.com](http://www.pnbfinanceandindustries.com)

15. In terms of Regulation 40(1) of Listing Regulations, as amended from time to time, transfer, transmission and transposition of securities shall be effected only in dematerialized form. In view of the same and to eliminate all risks associated with physical shares and avail various benefits of dematerialization, Members are advised to dematerialize the shares held by them in physical form. Members can contact the Company or RTA, for assistance in this regard.

Members may further note that SEBI, vide its Circular No. SEBI/HO/MIRSD/MIRSD\_RTAMB/P/CIR/2022/8 dated January 25, 2022, has mandated the listed companies to process request for issue of securities in dematerialized form only. Accordingly, Members are requested to make service requests<sup>#</sup> by submitting a duly filled and signed Form ISR-4, the format of which is available on the Company's website under the weblink at [www.pnbfinanceandindustries.com](http://www.pnbfinanceandindustries.com).

Further, with effect from April 2, 2026, SEBI has dispensed with the requirement of issuance of a Letter of Confirmation ("LOC") by the Company/RTA while processing service requests<sup>#</sup>. Accordingly, securities will be credited directly to the shareholder's demat account upon submission of valid demat account details along with the latest Client Master List.

It may be noted that any service request can be processed only after the folio is KYC compliant.

<sup>#</sup>*Service requests viz. issue of duplicate securities certificate; claim from unclaimed suspense account; renewal/exchange of securities certificate; endorsement; sub-division/splitting of securities certificate; consolidation of securities certificates/folios; transmission and transposition.*

16. In terms of Section 72 of the Act, the Members can exercise their right to nominate any person in whom the securities held by such Member shall vest in the event of the death of such Member. Members who have not yet registered their nomination are requested to submit the required form (Form no. SH-13) to their DP in case shares are held in demat form and to RTA in case shares

are held in physical form. If a Member desires to opt-out or cancel the earlier nomination and record a fresh nomination, the Member may submit the same in form ISR-3 or form SH-13, as the case may be. The said forms can be downloaded from the Company's website [www.pnbfinanceindustries.com](http://www.pnbfinanceindustries.com).

17. Members are informed that, pursuant to SEBI Circular dated January 30, 2026, a special window for re-lodgement of transfer requests in respect of physical share certificates, originally lodged prior to April 1, 2019 and rejected/returned/not processed, due to deficiencies in documentation, process, or any other reason, is available from February 5, 2026 to February 4, 2027.

Eligible shareholders may re-lodge such requests with the Company/RTA within the aforesaid period. Securities transferred pursuant to such requests shall be issued only in dematerialised form and shall remain under lock-in for one year from the date of transfer. The detailed circular is available on the Company's website [www.pnbfinanceindustries.com](http://www.pnbfinanceindustries.com).

18. Members holding shares in physical form may note that, pursuant to SEBI Master Circular No. HO/38/13/(4)2026-MIRSD-POD-I/4298/2026 dated February 6, 2026 and applicable SEBI regulations, duplicate share certificates are issued only in dematerialized form. SEBI has also prescribed a simplified procedure for issuance of duplicate share certificates, wherein the documents required to be submitted by the shareholder vary depending upon the market value of the securities. The detailed circular is available on the Company's website [www.pnbfinanceindustries.com](http://www.pnbfinanceindustries.com).
19. The Board has appointed M/s. Balraj Sharma & Associates, Practicing Company Secretaries (Peer review certificate no.: 6262/2024) as the Scrutinizer to scrutinize the e-Voting during the AGM and remote e-Voting process in a fair and transparent manner.
20. SEBI vide its circular No. SEBI/HO/OIAE/OIAE\_IAD-3/P/CIR/2025/32 dated March 19, 2025 has introduced DigiLocker as a Digital Public Infrastructure to reduce unclaimed securities in the Indian Securities Market. DigiLocker is digital documents wallet of Government of India facilitating investors to securely store and access issued documents, demat holdings etc., along with a facility to appoint a nominee to their DigiLocker account. In the event of the investor's demise, such nominee(s) will be provided access to the digital information of the deceased investor to initiate the process of transmission of deceased investor's financial assets or to pass the information to surviving joint holder or to legal heirs.

## Explanatory statement pursuant to Section 102(1) of the Act

### Item No. 3

The Board of Directors, at its meeting held on May 26, 2026, appointed Ms. Nidhi Gupta (DIN: 11730308) as an Additional Director in the category of Non-Executive Independent Director of the Company, who shall hold office up to the date of the ensuing AGM of the Company in terms of Section 161 of the Act.

Based on the recommendation of the Nomination and Remuneration Committee, the Board has recommended the appointment of Ms. Gupta as an Independent Director of the Company, not liable to retire by rotation, for a term of 5 (five) consecutive years commencing from May 26, 2026 up to May 25, 2031 (both days inclusive), subject to the approval of the Members in the ensuing AGM. The Company has received a notice in writing under Section 160 of the Act proposing the candidature of Ms. Gupta for the office of Director of the Company.

Ms. Gupta has given her consent to act as an Independent Director of the Company along with a declaration that she meets the criteria of independence as provided under Section 149(6) of the Act, 2013 and the Listing Regulations. Further, the Board is also satisfied that Ms. Gupta possesses appropriate skills, experience, knowledge and integrity and meets the fit and proper criteria as prescribed under the applicable RBI Master Directions.

The Company has also received confirmation from Ms. Gupta that her name is duly included in the Databank of Independent Directors maintained by the Indian Institute of Corporate Affairs (“IICA”), in compliance with the provisions of Section 150 of the Act read with the Companies (Appointment and Qualification of Directors) Rules, 2014. She has also confirmed that she is exempt from the requirement of passing the online proficiency self-assessment test conducted by the IICA.

Brief profile and other requisite details of Ms. Gupta, pursuant to the provisions of SS-2 issued by the Institute of Company Secretaries of India and the Listing Regulations, are provided in **Annexure-1** forming part of this Notice.

Considering her rich experience, expertise and knowledge, the Board is of the opinion that the association of Ms. Gupta would be of immense benefit to the Company and accordingly recommends the **special resolution** set out at **item no. 3** of the accompanying Notice for approval of the

Members.

The draft letter of appointment setting out the terms and conditions of appointment of Ms. Gupta as an Independent Director shall be available for inspection by the Members at the Registered Office of the Company during business hours from July 08, 2026 to July 10, 2026.

Except Ms. Nidhi Gupta and/or her relatives, none of the Directors, Key Managerial Personnel of the Company or their respective relatives are, in any way, concerned or interested, financially or otherwise, in the said Resolution.

### Item no. 4

Mr. Tarun Verma was appointed as Manager of the Company designated as Key Managerial Personnel under Section 203 of the Act for a period of 3 (three) years with effect from June 01, 2023 and his present tenure expires on May 31, 2026.

Considering his experience and valuable contributions to the Company during his tenure, the Board is of the view that the continued association of Mr. Tarun Verma would be beneficial to the Company.

Accordingly, based on the recommendation of the Nomination and Remuneration Committee, the Board, at its meeting held on May 26, 2026, approved the re-appointment of Mr. Tarun Verma as Manager of the Company, subject to the approval of the Members in the ensuing AGM on the following key terms:

#### **Key terms of re-appointment:**

- **Tenure:** 3 (three) years (June 01, 2026 to May 31, 2029)
- **Remuneration:** ₹ 5.39 lakhs per annum (inclusive of salary, perquisites and other benefits)
- **Role:** Overall management of the affairs of the Company under the supervision and control of the Board

A brief profile of Mr. Tarun Verma and other requisite details, pursuant to the provisions of the SS-2, issued by ICSI and the Listing Regulations are provided in Annexure 1 to this Notice. The remuneration proposed to be paid to Mr. Tarun Verma is in accordance with the provisions of Sections 196, 197 and other applicable provisions of the Act read with Schedule V thereto.

# PNB FINANCE AND INDUSTRIES LIMITED

Statement pursuant to Section 198 read with Part II of Schedule V of the Act is as follows:

| <b>I General information</b>              |  |   |
|---|--|---|
| 1   | Nature of industry   | NBFC Investment Company   |
| 2   | Date of commencement of commercial production  | Company was incorporated on May 19, 1894 and started its operations in the same financial year.   |
| 3   | Financial performance  | For the financial year 2025-26, the consolidated profit after tax is ₹ 1,238.96 lakhs and standalone profit after tax is ₹ 1,196.66 lakhs. For detailed financials please refer the Annual Report of the Company. |
| 4   | Foreign investment and collaborations, if any  | Nil   |
| <b>II Information about the appointee</b> |  |   |
| 1   | Background details   | Mr. Verma has more than 13 years of experience in administration  |
| 2   | Past remuneration  | ₹ 5.02 lakhs per annum  |
| 3   | Recognitions or awards   | NA  |
| 4   | Job profile and his suitability  | Mr. Verma has more than 13 years of experience in administration  |
| 5   | Remuneration proposed  | ₹ 5.39 lakhs per annum with liberty to the board of Directors to revise, enhance and vary the same from time to time during the tenure  |
| 6   | Comparative remuneration profile with respect to industry, size of the Company, profile of the position and Person | Proposed remuneration is competitive and based on the industry standards. The brief profile of the appointee is provided below.   |
| 7   | Pecuniary relationship with the Company, relationship with the managerial personnel or other director, if any      | Not related to any of the Directors and other key managerial personnel of the Company.  |
| <b>III Other Information</b>              |  |   |
| 1   | Reason for loss or inadequate profits  | NA  |
| 2   | Steps taken or proposed to be taken for Improvement  | NA  |
| 3   | Expected increase in productivity and profits in measurable terms  | NA  |
| <b>IV Disclosures</b>                     |  |   |
| 1   | All elements of salary/ remuneration   | Provided below  |
| 2   | Details of fixed components, performance linked incentives   |   |
| 3   | Service contracts  | Nil   |
| 4   | Stock Option details   | Nil   |

The elements of salary / remuneration including details of fixed component, performance linked incentives proposed to be paid

# PNB FINANCE AND INDUSTRIES LIMITED

| S. No. | Particulars                | Amount (in ₹ lakhs) |
|--------|----------------------------|---------------------|
| 1      | Basic salary               | 0.22                |
| 2      | House rent allowance (HRA) | 0.11                |
| 3      | Special pay                | 0.07                |
| 4      | Leave travel concession    | 0.04                |
| 5      | Gross remuneration         | <b>0.45</b>         |

\* It excludes gratuity and provident fund contribution. Medclaim benefits will be paid as per Company's policy.

The draft letter of re-appointment of Mr. Tarun Verma setting out the terms and conditions of his re-appointment shall be available for inspection by the Members at the Registered Office of the Company during business hours from July 08, 2026 to July 10, 2026.

The Board recommends the re-appointment of Mr. Tarun Verma as Manager as an **ordinary resolution** set out at **item no. 4** of the notice for approval by the members.

Except Mr. Tarun Verma and/or her relatives, none of the Directors, Key Managerial Personnel of the Company or their respective relatives are, in any way, concerned or interested, financially or otherwise, in the said Resolution.

## Annexure 1

### Details of the Director/ Manager/ Auditor seeking appointment/re-appointment at the forthcoming AGM (In pursuance of Regulation 36(3) and (5) of the Listing Regulations and SS-2 on General Meetings)

#### Item No. 2

|  |  |
|--|--|
| <b>Statutory Auditor</b>                                       | M/s S. R. Goyal & Co., Chartered Accountants (Firm Registration No:001537C)  |
| <b>Proposed statutory audit fees payable to the auditors</b>   | Audit fees and reimbursement of out-of-pocket expenses for the statutory audit shall be as mutually agreed by and between the Board of the Company and the Statutory Auditors of the Company.  |
| <b>Terms of appointment</b>                                    | M/s S. R. Goyal & Co. (Firm Registration No:001537C), are recommended for appointment for a term of three (3) years from the conclusion of 131 <sup>st</sup> AGM until the conclusion of the 134 <sup>th</sup> AGM of the Company to be held in the year 2029.   |
| <b>Material changes in the fees payable to the new auditor</b> | There is no material change proposed in the audit fees payable to the Statutory Auditors as compared to the outgoing auditor.  |
| <b>Basis of recommendation and auditor credentials</b>         | <p>The recommendation of M/s S. R. Goyal &amp; Co. has been made by the Audit Committee and the Board after evaluating their qualifications, experience, expertise, peer review status, eligibility and independence in accordance with the applicable provisions of the Act, applicable RBI guidelines for NBFCs and other regulatory requirements recommend their appointment as statutory auditors of the Company.</p> <p>M/s S. R. Goyal &amp; Co., established in 1981, is a firm of Chartered Accountants having 40 years of experience in the areas of audit, taxation and advisory services. The firm is supported by qualified professionals possessing relevant experience and expertise in handling statutory audit assignments across various sectors.</p> |

## PNB FINANCE AND INDUSTRIES LIMITED

### Item no. 3

|   |  |
|---|--|
| <b>Name of Director</b>   | Ms. Nidhi Gupta  |
| <b>DIN</b>  | 11730308   |
| <b>Designation / category of directorship</b>   | Non-Executive Independent Director   |
| <b>Date of birth (Age)</b>  | 12.12.1982 (Age: 43 years)   |
| <b>Date of appointment</b>  | May 26, 2026   |
| <b>Expertise in specific functional areas</b>   | Financial reporting, taxation, audits, regulatory compliance, IFRS, Ind AS, and corporate governance   |
| <b>Qualifications</b>   | Qualified Chartered Accountant, IFRS-certified professional, and a Commerce (Honors) graduate from Shri Ram College of Commerce.   |
| <b>Directorships held in other companies (excluding foreign companies)</b>  | None   |
| <b>Membership/ chairmanship of committees of other Boards position held in other companies</b>  | None   |
| <b>Remuneration last drawn (FY 2025-26)</b>   | NA   |
| <b>No. of meetings of the Board attended during the FY 2025-26</b>  | NA   |
| <b>No. of shares held:</b><br><b>(a) Own</b><br><b>(b) For other persons on a beneficial basis</b>  | Nil  |
| <b>The skills and capabilities required for the role and the manner in which the proposed person meets such requirements/ justification for appointment</b> | <p>The Nomination and Remuneration Committee and the Board have considered the qualifications, skills, expertise, experience and independence of Ms. Nidhi Gupta and are satisfied that she possesses the requisite integrity, knowledge and competencies required for the role of an Independent Director of the Company.</p> <p>She has over 16 years of post-qualification experience and has held leadership positions with reputed organizations, including JCB India Limited and CCIL. Presently, she serves as the Managing Partner of NGAM &amp; Co. and possesses extensive expertise in financial reporting, taxation, audit, regulatory compliance, IFRS, Ind AS and corporate governance.</p> <p>The Nomination and Remuneration Committee and the Board believe that her diverse professional experience and knowledge will further strengthen the effectiveness of the Board and its Committees.</p> |
| <b>Terms and conditions of appointment</b>  | As per the resolution at item no. 3 of the Notice convening this meeting read with explanatory statement thereto   |
| <b>Relationship with other Directors/ Manager / Key Managerial Personnel</b>  | None   |

## PNB FINANCE AND INDUSTRIES LIMITED

### Item no. 4

|   |   |
|---|---|
| <b>Name of Manager</b>  | Mr. Tarun Verma   |
| <b>Date of birth (Age)</b>  | August 31, 1987 (Age: 38 years)   |
| <b>Date of appointment</b>  | Appointment: June 01, 2023<br>Re-appointment: June 01, 2026   |
| <b>Expertise in specific functional areas</b>   | He has more than 13 years of experience in the field of administration and operational management.  |
| <b>Qualifications</b>   | Mr. Tarun Verma is an Arts graduate.  |
| <b>Directorships held in other companies (excluding foreign companies)</b>  | None  |
| <b>Membership/ chairmanship of committees of other Boards position held in other companies</b>  | None  |
| <b>Remuneration last drawn (FY 2025-26)</b>   | ₹ 5.02 lakhs per annum  |
| <b>Gross remuneration proposed</b>  | ₹ 5.39 lakhs per annum with liberty to the Board to revise, enhance and vary the same from time to time during the tenure   |
| <b>No. of meetings of the Board attended during the year</b>  | 2   |
| <b>No. of shares held:</b><br>(a) Own<br>(b) For other persons on a beneficial basis  | Nil   |
| <b>The skills and capabilities required for the role and the manner in which the proposed person meets such requirements/ justification for appointment</b> | The Nomination and Remuneration Committee and the Board have evaluated the performance, profile and experience of Mr. Tarun Verma and are of the opinion that his continued association, extensive experience in administration and operational functions and contribution to the Company would be beneficial for the effective management and administration of the Company. |
| <b>Terms and conditions of appointment</b>  | As per the appointment letter dated May 31, 2023.   |
| <b>Relationship with other Directors/ Manager / Key Managerial Personnel</b>  | None  |
| <b>Justification for appointment</b>  | Considering his performance during his existing tenure and his experience, knowledge and contribution towards the administrative functions of the Company, the Board considers his re-appointment to be in the best interest of the Company.  |

Annexure-A

### Notes on attending AGM through VC, Remote E Voting and Voting at AGM

#### INSTRUCTIONS FOR MEMBERS FOR REMOTE E-VOTING AND AGM JOINING ARE AS UNDER:

The remote e-voting period begins on Saturday, July 11, 2026 at 09:00 A.M. and ends on Tuesday, July 14, 2026 at 05:00 P.M. The remote e-voting module shall be disabled by NSDL for voting thereafter. The Members, whose names appear in the Register of Members / Beneficial Owners as on the record date (cut-off date) i.e. July 08, 2026, may cast their vote electronically. The voting right of shareholders shall be in proportion to their share in the paid-up equity share capital of the Company as on the cut-off date.

## How do I vote electronically using NSDL e-Voting system?





The way to vote electronically on NSDL e-Voting system consists of “Two Steps” which are mentioned below:

### Step 1: Access to NSDL e-Voting system

#### A) Login method for e-Voting and joining virtual meeting for Individual shareholders holding securities in demat mode

In terms of SEBI circular dated December 9, 2020 on e-Voting facility provided by Listed Companies, Individual shareholders holding securities in demat mode are allowed to vote through their demat account maintained with Depositories and Depository Participants. Shareholders are advised to update their mobile number and email Id in their demat accounts in order to access e-Voting facility.

Login method for Individual shareholders holding securities in demat mode is given below:

| Type of shareholders  | Login Method   |
|---|--|
| Individual Shareholders holding securities in demat mode with NSDL. | <ol style="list-style-type: none"> <li>1. Existing <b>IDEAS</b> user can visit the e-Services website of NSDL Viz. <a href="https://eservices.nsdl.com">https://eservices.nsdl.com</a> either on a Personal Computer or on a mobile. On the e-Services home page click on the “<b>Beneficial Owner</b>” icon under “<b>Login</b>” which is available under ‘<b>IDEAS</b>’ section , this will prompt you to enter your existing User ID and Password. After successful authentication, you will be able to see e-Voting services under Value added services. Click on “<b>Access to e-Voting</b>” under e-Voting services and you will be able to see e-Voting page. Click on company name or <b>e-Voting service provider i.e. NSDL</b> and you will be re-directed to e-Voting website of NSDL for casting your vote during the remote e-Voting period or joining virtual meeting &amp; voting during the meeting.</li> <li>2. If you are not registered for IDEAS e-Services, option to register is available at <a href="https://eservices.nsdl.com">https://eservices.nsdl.com</a>. Select “<b>Register Online for IDEAS Portal</b>” or click at <a href="https://eservices.nsdl.com/SecureWeb/IdeasDirectReg.jsp">https://eservices.nsdl.com/SecureWeb/IdeasDirectReg.jsp</a></li> <li>3. Visit the e-Voting website of NSDL. Open web browser by typing the following URL: <a href="https://www.evoting.nsdl.com/">https://www.evoting.nsdl.com/</a> either on a Personal Computer or on a mobile. Once the home page of e-Voting system is launched, click on the icon “Login” which is available under ‘Shareholder/Member’ section. A new screen will open. You will have to enter your User ID (i.e. your sixteen digit demat account number hold with NSDL), Password/OTP and a Verification Code as shown on the screen. After successful authentication, you will be redirected to NSDL Depository site wherein you can see e-Voting page. Click on company name or <b>e-Voting service provider i.e. NSDL</b> and you will be redirected to e-Voting website of NSDL for casting your vote during the remote e-Voting period or joining virtual meeting &amp; voting during the meeting.</li> <li>4. Shareholders/Members can also download NSDL Mobile App “<b>NSDL Speede</b>” facility by scanning the QR code mentioned below for seamless voting experience.</li> </ol> <div style="text-align: center; margin-top: 10px;"> <p><b>NSDL Mobile App is available on</b></p> <div style="display: flex; justify-content: center; gap: 20px;"> <div style="text-align: center;">  <b>App Store</b> </div> <div style="text-align: center;">  <b>Google Play</b> </div> </div> <div style="display: flex; justify-content: center; gap: 20px; margin-top: 10px;">   </div> </div> |

## PNB FINANCE AND INDUSTRIES LIMITED

| Type of shareholders   | Login Method  |
|--|---|
| Individual Shareholders holding securities in demat mode with CDSL                                     | <ol style="list-style-type: none"> <li>1. Users who have opted for CDSL Easi / Easiest facility, can login through their existing user id and password. Option will be made available to reach e-Voting page without any further authentication. The users to login Easi / Easiest are requested to visit CDSL website <a href="http://www.cdslindia.com">www.cdslindia.com</a> and click on login icon &amp; New System Myeasi Tab and then user your existing my easi username &amp; password.</li> <li>2. After successful login the Easi / Easiest user will be able to see the e-Voting option for eligible companies where the evoting is in progress as per the information provided by company. On clicking the evoting option, the user will be able to see e-Voting page of the e-Voting service provider for casting your vote during the remote e-Voting period or joining virtual meeting &amp; voting during the meeting. Additionally, there is also links provided to access the system of all e-Voting Service Providers, so that the user can visit the e-Voting service providers' website directly.</li> <li>3. If the user is not registered for Easi/Easiest, option to register is available at CDSL website <a href="http://www.cdslindia.com">www.cdslindia.com</a> and click on login &amp; New System Myeasi Tab and then click on registration option.</li> <li>4. Alternatively, the user can directly access e-Voting page by providing Demat Account Number and PAN No. from a e-Voting link available on <a href="http://www.cdslindia.com">www.cdslindia.com</a> home page. The system will authenticate the user by sending OTP on registered Mobile &amp; Email as recorded in the Demat Account. After successful authentication, user will be able to see the e-Voting option where the evoting is in progress and also able to directly access the system of all e-Voting Service Providers.</li> </ol> |
| Individual Shareholders (holding securities in demat mode) login through their depository participants | You can also login using the login credentials of your demat account through your Depository Participant registered with NSDL/CDSL for e-Voting facility. upon logging in, you will be able to see e-Voting option. Click on e-Voting option, you will be redirected to NSDL/CDSL Depository site after successful authentication, wherein you can see e-Voting feature. Click on company name or e-Voting service provider i.e. NSDL and you will be redirected to e-Voting website of NSDL for casting your vote during the remote e-Voting period or joining virtual meeting & voting during the meeting.  |

**Important note:** Members who are unable to retrieve User ID/ Password are advised to use Forget User ID and Forget Password option available at abovementioned website.

**Helpdesk for Individual Shareholders holding securities in demat mode for any technical issues related to login through Depository i.e. NSDL and CDSL.**

| Login type   | Helpdesk details   |
|--|--|
| Individual Shareholders holding securities in demat mode with NSDL | Members facing any technical issue in login can contact NSDL helpdesk by sending a request at <a href="mailto:evoting@nsdl.com">evoting@nsdl.com</a> or call at 022 - 4886 7000  |
| Individual Shareholders holding securities in demat mode with CDSL | Members facing any technical issue in login can contact CDSL helpdesk by sending a request at <a href="mailto:helpdesk.evoting@cdslindia.com">helpdesk.evoting@cdslindia.com</a> or contact at toll free no. 1800-21-09911 |

**B) Login Method for e-Voting and joining virtual meeting for shareholders other than Individual shareholders holding securities in demat mode and shareholders holding securities in physical mode.**

**How to Log-in to NSDL e-Voting website?**

1. Visit the e-Voting website of NSDL. Open web browser by typing the following URL: <https://www.evoting.nsdl.com/> either on a Personal Computer or on a mobile.
2. Once the home page of e-Voting system is launched, click on the icon “Login” which is available under ‘Shareholder/Member’ section.
3. A new screen will open. You will have to enter your User ID, your Password/OTP and a Verification Code as shown on the screen.

*Alternatively, if you are registered for NSDL eservices i.e. IDEAS, you can log-in at <https://eservices.nsdl.com/> with your existing IDEAS login. Once you log-in to NSDL eservices after using your log-in credentials, click on e-Voting and you can proceed to Step 2 i.e. Cast your vote electronically.*

4. Your User ID details are given below :

| Manner of holding shares i.e. Demat (NSDL or CDSL) or Physical | Your User ID is:  |
|--|---|
| a) For Members who hold shares in demat account with NSDL.     | 8 Character DP ID followed by 8 Digit Client ID<br>For example if your DP ID is IN300*** and Client ID is 12***** then your user ID is IN300***12*****.           |
| b) For Members who hold shares in demat account with CDSL.     | 16 Digit Beneficiary ID<br>For example if your Beneficiary ID is 12***** then your user ID is 12*****.  |
| c) For Members holding shares in Physical Form.                | EVEN -139772 Number followed by Folio Number registered with the company<br>For example if folio number is 001*** and EVEN is 139772 then user ID is 139772001*** |

5. Password details for shareholders other than Individual shareholders are given below:
  - a) If you are already registered for e-Voting, then you can use your existing password to login and cast your vote.
  - b) If you are using NSDL e-Voting system for the first time, you will need to retrieve the ‘initial password’ which was communicated to you. Once you retrieve your ‘initial password’, you need to enter the ‘initial password’ and the system will force you to change your password.
  - c) How to retrieve your ‘initial password’?
    - (i) If your email ID is registered in your demat account or with the company, your ‘initial password’ is communicated to you on your email ID. Trace the email sent to you from NSDL from your mailbox. Open the email and open the attachment i.e. a .pdf file. Open the .pdf file. The password to open the .pdf file is your 8 digit client ID for NSDL account, last 8 digits of client ID for CDSL account or folio number for shares held in physical form. The .pdf file contains your ‘User ID’ and your ‘initial password’.
    - (ii) If your email ID is not registered, please follow steps mentioned below in **process for those shareholders whose email ids are not registered.**
6. If you are unable to retrieve or have not received the “Initial password” or have forgotten your password:
  - a) Click on “**Forgot User Details/Password?**”(If you are holding shares in your demat account with NSDL or CDSL) option available on [www.evoting.nsdl.com](http://www.evoting.nsdl.com).
  - b) **Physical User Reset Password?**” (If you are holding shares in physical mode) option available on [www.evoting.nsdl.com](http://www.evoting.nsdl.com).
  - c) If you are still unable to get the password by aforesaid two options, you can send a request at [evoting@nsdl.com](mailto:evoting@nsdl.com) mentioning your demat account number/folio number, your PAN, your name and your registered address etc.
  - d) Members can also use the OTP (One Time Password) based login for casting the votes on the e-Voting system of NSDL.

7. After entering your password, tick on Agree to “Terms and Conditions” by selecting on the check box.
8. Now, you will have to click on “Login” button.
9. After you click on the “Login” button, Home page of e-Voting will open. **Step 2: Cast your vote electronically and join General Meeting on NSDL e-Voting system.**

### **How to cast your vote electronically and join General Meeting on NSDL e-Voting system?**

1. After successful login at Step 1, you will be able to see all the companies “EVEN -139772” in which you are holding shares and whose voting cycle and General Meeting is in active status.
2. Select “EVEN -139772” of company for which you wish to cast your vote during the remote e-Voting period and casting your vote during the General Meeting. For joining virtual meeting, you need to click on “VC/OAVM” link placed under “Join Meeting”.
3. Now you are ready for e-Voting as the Voting page opens.
4. Cast your vote by selecting appropriate options i.e. assent or dissent, verify/modify the number of shares for which you wish to cast your vote and click on “Submit” and also “Confirm” when prompted.
5. Upon confirmation, the message “Vote cast successfully” will be displayed.
6. You can also take the printout of the votes cast by you by clicking on the print option on the confirmation page.
7. Once you confirm your vote on the resolution, you will not be allowed to modify your vote.

### **General Guidelines for shareholders**

1. Institutional shareholders (i.e. other than individuals, HUF, NRI etc.) are required to send scanned copy (PDF/JPG Format) of the relevant Board Resolution/ Authority letter etc. with attested specimen signature of the duly authorized signatory(ies) who are authorized to vote, to the Scrutinizer by e-mail to [balrajsharmafcs@gmail.com](mailto:balrajsharmafcs@gmail.com) with a copy marked to [evoting@nsdl.com](mailto:evoting@nsdl.com). Institutional shareholders (i.e. other than individuals, HUF, NRI etc.) can also upload their Board Resolution / Power of Attorney / Authority Letter etc. by clicking on “Upload Board Resolution / Authority Letter” displayed under “e-Voting” tab in their login.
2. It is strongly recommended not to share your password with any other person and take utmost care to keep your password confidential. Login to the e-voting website will be disabled upon five unsuccessful attempts to key in the correct password. In such an event, you will need to go through the “Forgot User Details/Password?” or “Physical User Reset Password?” option available on [www.evoting.nsdl.com](http://www.evoting.nsdl.com) to reset the password.
3. In case of any queries, you may refer the Frequently Asked Questions (FAQs) for Shareholders and e-voting user manual for Shareholders available at the download section of [www.evoting.nsdl.com](http://www.evoting.nsdl.com) or call on.: 022 - 4886 7000 or send a request to Ms. Pallavi Mhatre, Senior Manager at [evoting@nsdl.com](mailto:evoting@nsdl.com)

### **Process for those shareholders whose email ids are not registered with the depositories for procuring user id and password and registration of e mail ids for e-voting for the resolutions set out in this notice:**

1. In case shares are held in physical mode please provide Folio No., Name of shareholder, scanned copy of the share certificate (front and back), PAN (self attested scanned copy of PAN card), AADHAR (self attested scanned copy of Aadhar Card) by email to [pnbfinanceindustries@gmail.com](mailto:pnbfinanceindustries@gmail.com).
2. In case shares are held in demat mode, please provide DPID-CLID (16 digit DPID + CLID or 16 digit beneficiary ID), Name, client master or copy of Consolidated Account statement, PAN (self attested scanned copy of PAN card), AADHAR (self attested scanned copy of Aadhar Card) to [pnbfinanceindustries@gmail.com](mailto:pnbfinanceindustries@gmail.com). If you are an Individual shareholders holding securities in demat mode, you are requested to refer to the login method explained at **step 1 (A)** i.e. **Login method for e-Voting and joining virtual meeting for Individual shareholders holding securities in demat mode.**

3. Alternatively shareholder/members may send a request to [evoting@nsdl.com](mailto:evoting@nsdl.com) for procuring user id and password for e-voting by providing above mentioned documents.
4. In terms of SEBI circular dated December 9, 2020 on e-Voting facility provided by Listed Companies, Individual shareholders holding securities in demat mode are allowed to vote through their demat account maintained with Depositories and Depository Participants. Shareholders are required to update their mobile number and email ID correctly in their demat account in order to access e-Voting facility.

### **THE INSTRUCTIONS FOR MEMBERS FOR e-VOTING ON THE DAY OF THE AGM ARE AS UNDER:-**

1. The procedure for e-Voting on the day of the AGM is same as the instructions mentioned above for remote e-voting.
2. Only those Members/ shareholders, who will be present in the AGM through VC facility and have not casted their vote on the Resolutions through remote e-Voting and are otherwise not barred from doing so, shall be eligible to vote through e-Voting system in the AGM.
3. Members who have voted through Remote e-Voting will be eligible to attend the AGM. However, they will not be eligible to vote at the AGM.
4. The details of the person who may be contacted for any grievances connected with the facility for e-Voting on the day of the AGM shall be the same person mentioned for Remote e-voting.

### **INSTRUCTIONS FOR MEMBERS FOR ATTENDING THE AGM THROUGH VC ARE AS UNDER:**

1. Member will be provided with a facility to attend the AGM through VC through the NSDL e-Voting system. Members may access by following the steps mentioned above for **Access to NSDL e-Voting system**. After successful login, you can see link of "VC" placed under "**Join meeting**" menu against company name. You are requested to click on VC link placed under Join Meeting menu. The link for VC will be available in Shareholder/Member login where the EVEN -139772 of Company will be displayed. Please note that the members who do not have the User ID and Password for e-Voting or have forgotten the User ID and Password may retrieve the same by following the remote e-Voting instructions mentioned in the notice to avoid last minute rush.
2. Members are encouraged to join the Meeting through Laptops for better experience.
3. Further Members will be required to allow Camera and use Internet with a good speed to avoid any disturbance during the meeting.
4. Please note that Participants Connecting from Mobile Devices or Tablets or through Laptop connecting via Mobile Hotspot may experience Audio/Video loss due to Fluctuation in their respective network. It is therefore recommended to use Stable Wi-Fi or LAN Connection to mitigate any kind of aforesaid glitches.
5. The Scrutinizer shall, immediately after the conclusion of voting at the AGM, unblock the votes cast through remote e-voting (votes cast during the AGM and votes cast through remote e-voting) and will submit a consolidated Scrutinizer's Report of the total votes cast in favour or against, if any, to the Chairman or a person authorized by him in writing. The results will be announced within the time stipulated under the applicable laws.
6. The results declared along with the Scrutinizer's Report shall be placed on the Company's website [www.pnbfinanceandindustries.com](http://www.pnbfinanceandindustries.com) and on the website of NSDL [www.evoting.nsdl.com](http://www.evoting.nsdl.com) immediately. The Company shall simultaneously forward the results to The Calcutta Stock Exchange Limited, where the shares of the Company are listed.

## BOARD'S REPORT

Dear Members,

Your directors have immense pleasure in presenting the 131<sup>st</sup> Annual Report of PNB Finance and Industries Limited ("the Company") together with Audited Financial Statements (Standalone and Consolidated) and Auditors' Report thereon for the financial year ended March 31, 2026.

### Financial performance & state of Company affairs

The Standalone and Consolidated Financial Statements for the financial year ended March 31, 2026, forming part of this Annual Report, have been prepared in accordance with the applicable provisions of the Companies Act, 2013 ("the Act"), the Indian Accounting Standards ("Ind AS") as amended from time to time, and the applicable directions/guidelines issued by the Reserve Bank of India ("RBI") for Non-Banking Financial Companies ("NBFCs").

The performance highlights of the Company during the year under review, compared with the corresponding previous financial year are summarised below:

(₹ in Lakhs)

| Particulars                      | Standalone results |                | Consolidated results |                |
|----------------------------------|--------------------|----------------|----------------------|----------------|
|                                  | March 31, 2026     | March 31, 2025 | March 31, 2026       | March 31, 2025 |
| Total income                     | 1,649.17           | 1,012.00       | 1,699.87             | 1,051.50       |
| Total expenditure                | 149.17             | 164.03         | 153.84               | 167.54         |
| Exceptional items                | 12.07              | -              | 12.07                | -              |
| Profit/(loss) before tax         | 1,487.93           | 847.97         | 1,533.96             | 883.96         |
| Less: Current tax                | 289.83             | 158.96         | 297.01               | 168.72         |
| Deferred tax charge/ (credit)    | 1.44               | 0.13           | 1.44                 | 0.13           |
| Earlier year tax provision (net) | -                  | -              | (3.45)               | -              |
| Profit/(loss) after tax          | 1,196.66           | 688.88         | 1,238.96             | 715.81         |

During the year under review, the Company did not carry out any business operations. The Company has only invested its surplus funds in various investment instruments, including debt/equity mutual funds, Alternative Investment Funds (AIFs), equity shares of listed and unlisted companies.

For the financial year 2025-26, the consolidated profit after tax is ₹ 1,238.96 lakhs and standalone profit after tax is ₹ 1,196.66 lakhs.

### Material changes and commitments affecting the financial position between the end of the financial year and date of this report

There have been no material changes and commitments affecting the financial position of the Company between the end of the financial year ended March 31, 2026 and date of this report.

### Change of registered office

During the year under review, the Registered Office of the Company was shifted from 1<sup>st</sup> Floor, Express Building, 9-10, Bahadur Shah Zafar Marg, New Delhi – 110002 to 2<sup>nd</sup> Floor, Property No. 3/8, Asaf Ali Road, New Delhi – 110002, within the local limits of the city, in accordance with the applicable provisions of the Act.

### Dividend

Your Directors do not recommend any dividend for the year under review.

### Investor Education and Protection Fund (IEPF)

Pursuant to Section 124 of the Act read with the Investor Education and Protection Fund Authority (Accounting, Audit, Transfer and Refund) Rules, 2016, unpaid/unclaimed dividend and corresponding shares relating to FY 2017-18, amounting to ₹32,334.30 and 497 equity shares, respectively, were transferred to the Investor Education and Protection Fund (IEPF) during the year under review. The details thereof are available on the Company's website at [www.pnbfinanceandindustries.com](http://www.pnbfinanceandindustries.com).

### Transfer to Reserves

The Board proposes to transfer ₹20.00 lakhs to the General Reserve and ₹239.33 lakhs to the Special Reserve pursuant to Section 45-IC of the Reserve Bank of India Act, 1934.

### Public deposits

During the year under review, the Company has not accepted any public deposits and the Board has also passed the necessary resolution for non-acceptance of any public deposits during the financial year 2025-26.

### Directors and Key Managerial Personnel (KMP)

#### A. Change in directors

**Appointment:** The Board of Directors based on the recommendation of Nomination and Remuneration Committee, ("NRC") at its meeting held on May 26, 2026 has approved the appointment of Ms. Nidhi Gupta (DIN-11730308) as an Additional Director designated as Independent Director w.e.f. May 26, 2026 to hold office upto the date of the ensuing Annual General Meeting (AGM).

The Board recommends the appointment of Ms. Nidhi Gupta as an Independent Director for approval by the Members at the ensuing AGM *via* a special resolution, as set out in item no. 3 of the Notice of the AGM.

The explanatory statement pursuant to Section 102 of the Companies Act, 2013, setting out the material facts concerning her appointment, is annexed to the Notice of the AGM.

**Current composition of the Board:** As on the date of this report the Board consists of Mr. Rakesh Dhamani, Mr. Victor Alan Carvalho, Ms. Saumya Agarwal and Ms. Nidhi Gupta.

The composition complies with the Act, Listing Regulations, and RBI guidelines. During the year, no Non-Executive Director had any pecuniary relationship with the Company other than receiving standard sitting fees.

## B. Key Managerial Personnel (KMP)

Pursuant to Section 203 of the Act, read with the Companies (Appointment and Remuneration of Managerial Personnel) Rules, 2014, the following officials were designated as KMP of the Company as on March 31, 2026:

1. Ms. Shweta Saxena- Company Secretary
2. Mr. Viveka Nand Jha-Chief Financial Officer
3. Mr. Tarun Verma-Manager

## Performance evaluation of the Board, committees and directors

Pursuant to the Act and Listing Regulations, the Board carried out its annual performance evaluation of its own functioning, its Committees, and individual Directors. Separately, the Independent Directors evaluated the performance of the non-independent directors and the Board as a whole. The evaluation outcomes for the year were found to be satisfactory.

## Declaration by independent director(s)

Pursuant to Section 149(7) of the Act and Regulation 25(8) of the Listing Regulations, all Independent Directors have confirmed that they meet the criteria of independence under Section 149(6) of the Act and Regulation 16(1)(b) of the Listing Regulations, and are not aware of any circumstance impairing their ability to discharge their duties.

The Independent Directors have confirmed compliance with Rule 6 of the Companies (Appointment and Qualifications of Directors) Rules, 2014, regarding the inclusion of their names in the data bank maintained by the Indian Institute of Corporate Affairs (IICA). Further, Mr. Victor Alan Carvalho has successfully cleared the online proficiency self-assessment test conducted by the IICA within the prescribed statutory timelines. Ms. Nidhi Gupta is exempt from appearing for the said test.

The Board has verified these disclosures and opines that no change in circumstances has occurred affecting their status. The Board is fully satisfied regarding the integrity, expertise, experience, and proficiency (under Section 150(1) of the Act) of all independent directors.

## Fit and proper criteria & code of conduct

All the directors meet the fit and proper criteria stipulated by RBI. All the Directors and Senior management personnel (“SMP”) of the Company under the Listing Regulations have affirmed compliance with the Code of Conduct of the Company.

## Number of meetings of the Board

During the year under review, ten (10) meetings of the Board and one separate meeting of independent directors’ were duly convened and held. The maximum gap between any two consecutive meetings of the Board did not exceed 120 days. The meetings of the Board are scheduled at regular intervals to discuss and decide on matters of significance. The Notice of the meetings and agenda thereof is circulated in advance, to ensure proper planning and effective participation. The directors of the Company are given the facility to attend the meetings through video conferencing subject to compliance with the specific requirements under the Act.

Details of the meetings of the Board and its Committees, including attendance of Directors, are provided in the Corporate Governance Report forming part of this Annual Report.

## Familiarization program for independent directors

In compliance with the Listing Regulations and the Act, the Company conducts a structured familiarization program for Independent Directors to brief them on their roles, responsibilities, and corporate operations. Upon appointment, directors receive a formal letter of appointment outlining their statutory duties alongside key internal policies. Continuous updates regarding financial performance, risk strategy, and relevant regulatory or judicial amendments are periodically presented at Board and Committee meetings. The formal appointment letters and details of the familiarization program are available on the Company’s website at [www.pnbfinanceandindustries.com](http://www.pnbfinanceandindustries.com).

## Company’s policy on Directors’ appointment and remuneration

The salient features of Company’s policy on Directors’ appointment and remuneration including criteria for determining qualifications, positive attributes, independence of a director and other matters provided under section 178 (3) forms part of the corporate governance report annexed to this Board report and the policy is available on the website of the Company viz. [www.pnbfinanceandindustries.com](http://www.pnbfinanceandindustries.com).

## Committees of the Board

- **Committees constituted pursuant to the Act and Listing Regulations:** In compliance with the requirements of the Act and Listing Regulations, your Board has constituted various board committees i.e. Audit Committee, Nomination and Remuneration Committee and Stakeholders' Relationship Committee.

Detail of the constitution of these committees, which are in accordance with regulatory requirements, is available on the website of the Company viz. [www.pnbfinanceandindustries.com](http://www.pnbfinanceandindustries.com). Details of scope, constitution, terms of reference, number of meetings held during the year under review along with attendance of committee members therein form part of the corporate governance report annexed to this Board report.

- **Committees constituted pursuant to RBI Directions applicable to NBFCs:** The Company has also complied with the additional committee requirements prescribed under various directions issued by the RBI, as applicable to Non-Banking Financial Companies (NBFCs), and accordingly constituted the following committees:

- (i) Risk Management Committee (RMC):** Constituted in accordance with RBI directions to monitor and mitigate financial and operational risks. During the financial year under review, the Committee held four (4) meetings to review key risk areas and formulate risk mitigation strategies.
- (ii) Special Committee of the Board for Monitoring and Follow-up of Cases of Frauds (SCBMF):** Constituted pursuant to the Reserve Bank of India (Fraud Risk Management in NBFCs) Directions, 2024. As no fraud was reported during the year under review, no matters were required to be placed before the Committee.

## Subsidiaries

As on March 31, 2026, the Company has two wholly-owned subsidiaries, Punjab Mercantile and Traders Limited and Esoterica Services Limited.

Esoterica Services Limited is a material unlisted subsidiary as per Regulation 16(c) of Listing Regulations. The Board-approved policy for determining material subsidiaries is available on the website of the Company at [www.pnbfinanceandindustries.com](http://www.pnbfinanceandindustries.com).

Pursuant to the provisions of Section 129(3) of the Act, a statement containing the salient features of financial statements of the Company's subsidiaries in Form AOC-1 is attached as **Annexure-I** to this Board report.

Further, pursuant to the provisions of Section 136 of the Act, and Regulations 46 of the Listing Regulations, the standalone, consolidated, and individual audited financial statements of the subsidiaries are available on the Company's website.

## Management discussion and analysis report

In accordance with Regulation 34 of Listing Regulations, the Management Discussion and Analysis Report forms part of this Board Report.

## Risk assessment & minimization policy

Your Company has in place the process to identify and assess business risks and opportunities in the form of a Risk Assessment & Minimisation Policy.

The primary objective of this policy is to ensure safety of principal and maintain a high degree of liquidity while maximizing asset yield. Capital preservation and liquidity remain the paramount considerations with yield acting as a secondary objective.

This disciplined framework effectively guides corporate decision-making and ensures appropriate risk mitigation steps are taken continuously.

## Annual return

Pursuant to the provisions of Section 134(3)(a) and 92(3) of the Act read with Rule 12 of the Companies (Management and Administration) Rules, 2014, the Annual Return of the Company as at March 31, 2026 is available on Company's website: [www.pnbfinanceandindustries.com](http://www.pnbfinanceandindustries.com)

## Auditors

### a) Statutory auditors

M/s Tanuj Garg & Associates, Chartered Accountants (Firm Registration No. 013843C), were appointed as the Statutory Auditors of the Company at the 128<sup>th</sup> Annual General Meeting (AGM) held on July 12, 2023, for a term of three (3) years, concluding at the ensuing 131<sup>st</sup> AGM.

The Statutory Auditor's Report for the financial year 2025-26 does not contain any qualifications, reservations, or adverse remarks. The notes on accounts read with the report are self-explanatory and do not call for any further comments from the Board.

Upon completion of the tenure of M/s Tanuj Garg & Associates, Chartered Accountants (Firm Registration No. 013843C), and based on the recommendation of the Audit Committee, the Board of Directors has recommended the appointment of M/s S.R. Goyal & Co., Chartered Accountants (Firm Registration No. 001537C), as the Statutory Auditors of the Company for a term of three (3) consecutive years, commencing from the conclusion of the ensuing 131<sup>st</sup> Annual General Meeting (AGM) until the conclusion of the 134<sup>th</sup> AGM,

subject to the approval of the members in the ensuing AGM.

M/s S.R. Goyal & Co. have consented to act as Statutory Auditors of the Company and have confirmed that their appointment, if made, shall be in accordance with the provisions of the Act, the rules made thereunder, and the applicable directions/guidelines issued by the Reserve Bank of India.

## b) Secretarial auditors

Pursuant to Section 204 of the Act read with Rule 9 of the Companies (Appointment and Remuneration of Managerial Personnel) Rules, 2014 and Regulation 24A of the Listing Regulations, the Board of Directors, had appointed M/s Balraj Sharma & Associates, Practising Company Secretaries, (a peer reviewed firm) as the Secretarial Auditors of the Company for a term of five (5) consecutive years (FY 2025–26 to FY 2029–30), which was approved by the members at the AGM held on July 09, 2025.

M/s. Balraj Sharma & Associates conducted the Secretarial Audit of the Company and its material unlisted subsidiary, Esoterica Services Limited, for the financial year 2025–26.

The Secretarial Audit Report does not contain any qualification, reservation, adverse remark or disclaimer. The said Report is annexed to this Board's Report as **Annexure II**.

Further, pursuant to Regulation 24A of the Listing Regulations, the Company has also obtained the Annual Secretarial Compliance Report for the financial year 2025–26 from M/s. Balraj Sharma & Associates.

## c) Internal auditors

Pursuant to Section 138 of the Act, M/s Awatar & Co., Chartered Accountants (FRN: 000726N) conducted the internal audit of the Company for the FY 2025-26 and their report has been reviewed by the audit committee.

During the financial year under review, no instances of fraud were reported by the Statutory Auditors, Secretarial Auditors, or Internal Auditors under Section 143(12) of the Act.

## Conservation of energy, technology absorption and foreign exchange earnings and outgo

Provisions relating to disclosure of particulars with respect to conservation of energy are not applicable on the Company and it has no information to be published regarding technology absorption. The Company has not carried on, during the period under report, any activity relating to exports and has not used or earned any foreign exchange.

## Internal financial controls

The Company has an adequate system of internal financial controls commensurate with its size, scale and complexity of operations with reference to its financial statements to safeguard and protect from loss, unauthorized use or disposition of its assets. These controls are continuously verified by the Internal Auditors and monitored by the Audit Committee. Based on these evaluations, the Board is of the opinion that the internal financial controls with reference to the financial statements were tested and found to be operating effectively during the year under review

## Corporate social responsibility (CSR)

The provisions of Section 135 of the Act relating to CSR are applicable to the Company. During the financial year 2025-26, the Company discharged its CSR obligation of ₹ 5.66 Lakhs through a contribution to Times Foundation towards project DHANSAKTI, a financial literacy and money management awareness initiative aimed at enhancing financial knowledge and practical financial skills among women, senior citizens, low-income families and first-time digital users in Delhi and NCR.

Times Foundation is a registered society established vide Registration no. S/37742 dated 25.08.2000 under the Societies Registration Act, 1860.

A brief outline of the CSR Policy and the Annual Report on CSR activities in the prescribed format are annexed to this Report as **Annexure III**. The CSR Policy is also available on the Company's website at [www.pnbfinanceandindustries.com](http://www.pnbfinanceandindustries.com).

## Corporate governance

The Company is committed to maintaining the highest standards of corporate governance and adhering strictly to the corporate governance requirements set out by Securities and Exchange Board of India.

The report on corporate governance as stipulated under Schedule V of Listing Regulations, forms part of this Board report as **Annexure- IV**. The requisite certificate from M/s Balraj Sharma & Associates, Company Secretaries confirming compliance with the conditions of corporate governance as stipulated under the aforesaid Schedule V, is attached to this Board report.

## Particulars of employees

The information required pursuant to Section 197 of the Act read with Rule 5 of the Companies (Appointment and Remuneration of Managerial Personnel) Rules, 2014 in respect of employees of the Company is given below.

# PNB FINANCE AND INDUSTRIES LIMITED

As of March 31, 2026, the Company had three (3) permanent employees, and the median remuneration of employees increased by 13.85% during FY 2025-26. Remuneration paid to KMP aligned strictly with the Company's Remuneration Policy, and no employee

exceeded the statutory remuneration thresholds under Rule 5(2). Furthermore, no employee holds equity shares in the Company, nor is any employee a relative of any Director or Manager. Director sitting fees are detailed separately in the Corporate Governance Report.

## Name of the top 10 employees in terms of remuneration drawn during the financial year 2025-26.

| S. no. | Name of the employee & age (in years) | Designation and nature of employment                | Remuneration received in financial year 2025-26 (₹ in lakh)* | Educational qualifications              | Experience (in years) | Date of Commencement of employment | Previous Employment         | % increase in remuneration in the financial year 2025-26 |
|--------|---------------------------------------|---|--|---|-----------------------|------------------------------------|-----------------------------|--|
| 1.     | Shweta Saxena<br>Age: 45              | Designation: Company Secretary<br>Nature: Permanent | 40.81  | B.Com(H), ACS, LLB, PGDBA (Finance)     | 21                    | July 28, 2008                      | Uniproducts India Limited   | 11.32%   |
| 2.     | Viveka Nand Jha<br>Age: 47            | Designation: CFO<br>Nature: Permanent               | 31.81  | B.Com (H), LLB, PGDBA (Finance) and LLM | 22                    | July 27, 2009                      | Jubilant Industries Limited | 13.85%   |
| 3.     | Tarun Verma<br>Age: 39                | Designation: Manager<br>Nature: Permanent           | 5.02   | B.A                                     | 13                    | June 01, 2023                      | Sahu Jain Limited           | 5.02%  |

\* Remuneration excludes retention bonus.

## Vigil / whistle blower mechanism

In order to ensure that the activities of the Company and its employees are conducted in a fair and transparent manner by adoption of highest standards of professionalism, honesty, integrity and ethical behaviour, the Company has adopted a vigil mechanism policy. This policy available on Company's website: [www.pnbfinanceandindustries.com](http://www.pnbfinanceandindustries.com)

## Related party transactions

There were no contracts or arrangements entered by the Company in accordance with provisions of Section 188 of the Act. Further, in terms of Ind AS 24 related party disclosure is disclosed in the note no. 27 to the financial statements of the Company.

The policy on related party transactions is available on Company's website: [www.pnbfinanceandindustries.com](http://www.pnbfinanceandindustries.com).

## Particulars of loans, guarantees and investment

The Company, being a Non-Banking Financial Company (NBFC) registered with the Reserve Bank of India and engaged in the business of investments in the ordinary course of its business, is exempted from the applicability of certain provisions of Section 186 of the Act, relating to investments. During the financial year 2025-26, the Company did not grant any loans or provide any guarantees. Details of investments made by the Company are provided in Note No. 3 to the Financial Statements.

## Cost records

The requirement of maintenance of cost records under Section 148(1) of the Act are not applicable on the Company.

## Regulatory orders

There are no significant/material orders passed during the year under review by the regulators/courts which would impact the going concern status of the Company and its future operations.

## The sexual harassment of women at workplace (prevention, prohibition and redressal) Act, 2013

Considering the number of employees in the Company, constitution of an Internal Committee under the provisions of the aforesaid Act is not applicable to the Company. During the year under review, no complaint relating to sexual harassment was received.

As on March 31, 2026, the Company had a total workforce of three employees, comprising one female employee and two male employees.

## Insolvency and Bankruptcy Code, 2016

No proceedings are initiated/pending against the Company under the Insolvency and Bankruptcy Code, 2016 during the financial year under review.

## Directors' responsibility statement

Pursuant to Section 134(5) of the Act, the Board, to the best of its knowledge and ability, confirms that:

a) in the preparation of the annual accounts for the financial year ended March 31, 2026, the applicable

accounting standards have been followed along with proper explanation relating to material departures;

- b) they have selected such accounting policies and applied them consistently and made judgments and estimates that are reasonable and prudent so as to give a true and fair view of the state of affairs of the Company at the end of the financial year 2025-26 and of the profit of the Company for that period;
- c) they have taken proper and sufficient care for the maintenance of adequate accounting records in accordance with the provisions of the Act for safeguarding the assets of the Company and for preventing and detecting fraud and other irregularities;
- d) they have prepared the annual accounts on a going concern basis;
- e) they have laid down internal financial controls to be followed by the Company and that such internal financial controls are adequate and were operating effectively; and
- f) they have devised proper systems to ensure compliance with the provisions of all applicable laws and that such systems were adequate and operating effectively.

## Maternity Benefits Act, 1961

The Company confirms adherence to the provisions of the Maternity Benefit Act, 1961, and that no complaints or instances of non-compliance issues have been reported during the financial year under review.

## Statutory statement

### Compliance with Listing Regulations and Regulatory Framework

Your Company remains consistent in maintaining high standards of corporate governance and is regular in paying the annual listing fees to *The Calcutta Stock Exchange Limited*. The Company has diligently complied with all the applicable provisions of the Listing Regulations with the exchange.

### Status as a Non-Banking Financial Company (NBFC)

Your Company continues to be registered as a Non-Banking Financial Company (NBFC) with the Reserve Bank of India (RBI) under Section 45-IA of the RBI Act, 1934.

The Company continues to operate as a Middle Layer Non-Banking Financial Company (NBFC) in accordance with the regulatory framework prescribed by the Reserve Bank of India (RBI) and confirms its continued compliance with all applicable regulatory requirements governing NBFCs in the Middle Layer.

## Compliance with Secretarial Standards

The Company affirms its commitment to good governance practices and confirms compliance with all the applicable Secretarial Standards issued by the Institute of Company Secretaries of India (ICSI), namely:

- Secretarial Standard on Meetings of the Board of Directors (SS-1)
- Secretarial Standard on General Meetings (SS-2)

## Green initiative

In compliance with the Ministry of Corporate Affairs (“MCA”) General Circular dated September 22, 2025, and the applicable provisions of the Listing Regulations, the 131<sup>st</sup> Annual General Meeting (AGM) of the Company is being convened through Video Conferencing (“VC”) or Other Audio-Visual Means (“OAVM”). This step aligns with digital governance initiatives aimed at enhancing shareholder participation and reducing environmental impact.

Accordingly, electronic copies of the Annual Report for the financial year 2025–26, the Notice of the 131<sup>st</sup> AGM, and the instructions for remote e-voting are being sent exclusively *via* electronic mode to those Members whose email addresses are registered with the Company or their respective Depository Participant(s).

Pursuant to Section 108 of the Act read with Rule 20 of the Companies (Management and Administration) Rules, 2014, and Regulation 44 of the Listing Regulations, the Company is providing a remote e-voting facility to its Members for all proposed resolutions. The comprehensive procedures for attending the AGM and casting votes electronically are detailed in the Notice convening the AGM.

## Acknowledgement

Your directors wish to place on record their sincere thanks to the bankers, the stakeholders and the employees for their continued support throughout.

By order of the Board of Directors  
For **PNB Finance and Industries Limited**

**Rakesh Dhamani**  
Director  
DIN: 07065199

**Nidhi Gupta**  
Director  
DIN: 11730308

**Place: New Delhi**  
**Date: May 26, 2026**

# PNB FINANCE AND INDUSTRIES LIMITED

**Annexure-I**

## Form AOC - 1

(Pursuant to first proviso to sub-section (3) of section 129 read with rule 5 of Companies (Accounts) Rules, 2014)

Statement containing salient features of the financial statement of subsidiaries

### Part "A" Subsidiaries

(₹ in lakh)

| S. No.   | Particulars   |                                       |   |
|--|---|---------------------------------------|---|
| 1  | Name of subsidiary  | <b>Esoterica Services Ltd</b>         | <b>Punjab Mercantile And Traders Ltd.</b> |
| 2  | The date since when subsidiary was acquired   | 20-05-2006                            | 21-06-1972                                |
| 3  | Reporting period of the subsidiary  | From April 01, 2025 to March 31, 2026 | From April 01, 2025 to March 31, 2026     |
| 4  | Reporting currency and exchange rate as on the last date of the relevant financial year in the case of foreign subsidiary | N.A.                                  | N.A.                                      |
| 5  | Share capital   | 20.00                                 | 5.17                                      |
| 6  | Reserves and surplus (Note 1)   | 1,24,839.82                           | 27,325.53                                 |
| 7  | Total assets  | 1,44,920.66                           | 31,851.88                                 |
| 8  | Total liabilities   | 20,060.84                             | 4,521.18                                  |
| 9  | Investments   | 1,44,471.06                           | 31,845.93                                 |
| 10   | Turnover  | -                                     | -   |
| 11   | Profit/ (loss) before taxation  | 46.05                                 | (0.03)                                    |
| 12   | Provision for taxation  | 3.73                                  | -   |
| 13   | Profit/(loss) after taxation  | 42.32                                 | (0.03)                                    |
| 14   | Proposed dividend   | Nil                                   | Nil                                       |
| 15   | Extent of shareholding (%)  | 100%                                  | 100%                                      |
| <b>Note 1:</b> "Other equity" amount has been furnished for "Reserve and Surplus". |   |                                       |   |
| 16   | Names of subsidiaries which are yet to commence operations  | NIL                                   |   |
| 17   | Name of subsidiary which have been liquidiated or sold during the year ended on March 31, 2026.                           | NIL                                   |   |

As per our report of even date attached

**For Tanuj Garg & Associates**

Chartered Accountants  
Firm Regn. No. 013843C

**Monika Garg**

Partner  
Membership No. 407038

For and on behalf of the Board of Directors

**Nidhi Gupta**

Director  
DIN: 11730308

**Rakesh Dhamani**

Director  
DIN: 07065199

Place: New Delhi  
Date: May 26, 2026

**Shweta Saxena**  
Company Secretary  
M.No: A18585

**Viveka Nand Jha**  
Chief Financial Officer  
PAN - AEXPJ2176H

**Form No. MR-3**  
**Secretarial Audit Report**  
**For the Financial Year ended 31<sup>st</sup> March, 2026**  
**[Pursuant to Section 204(1) of the Companies Act, 2013 and**  
**Rule 9 of the Companies (Appointment and Remuneration of Managerial Personnel) Rules, 2014]**

### The Members,

#### PNB Finance and Industries Limited

We have conducted the Secretarial Audit of the compliance of applicable statutory provisions and the adherence to good Corporate Practices by **PNB Finance and Industries Limited**, a company registered under the Companies Act, 1913 having its Registered Office at 2nd Floor, Property No. 3/8, Asaf Ali Road, Darya Ganj, New Delhi -110002 (hereinafter called “the Company”). Secretarial Audit was conducted in a manner that provided us a reasonable basis for evaluating the corporate conducts/statutory compliances and expressing our opinion thereon.

Based on our examination and verification of the Company’s secretarial books, papers, minute books, forms and returns filed and other registers and records as maintained by the Company under Companies Act, 2013 and Securities Laws as applicable to the Company and also the information(s) and explanation(s) provided to us by the Company, its officers, agents and authorized representatives during the conduct of Secretarial Audit, we hereby report that in our opinion, the Company has, during the audit period covering the financial year ended on March 31, 2026 has generally complied with the statutory provisions listed hereunder and also that the Company has proper Board-processes and compliance-mechanism in place to the extent, in the manner and subject to the reporting made hereinafter *except that two (2) e-Forms e-Form AOC-4 NBFC (Ind AS) and e-Form MGT-15 were filed with the concerned Registrar of Companies beyond the statutory time period as stipulated under the Companies Act, 2013 after payment of the requisite additional fees.*

We have examined the books, papers, forms and returns filed and other records maintained by Company for the financial year ended on March 31, 2026 according to the provisions of:

- (i) The Companies Act, 2013 (the Act) and the rules made thereunder;
- (ii) The Securities Contracts (Regulation) Act, 1956 (‘SCRA’) and the rules made thereunder;
- (iii) The Depositories Act, 1996 and the Regulations and Bye-laws framed thereunder;
- (iv) The following Regulations and Guidelines prescribed under the Securities and Exchange Board of India Act, 1992(‘SEBI Act’):-
  - a. Securities and Exchange Board of India (LODR) Regulations, 2015;
  - b. The Securities and Exchange Board of India (Registrars to an Issue and Share Transfer Agents) Regulations, 1993
  - c. Securities and Exchange Board of India (Substantial Acquisition of Shares and Takeovers) Regulations, 2011;
  - d. The Securities and Exchange Board of India (Prohibition of Insider Trading) Regulations, 2015;
- (v) Other laws applicable to the Company:-
  - a. Master Direction- Reserve Bank of India (Non -Banking Financial Company- Scale Based Regulation) Directions, 2023 (withdrawn with effect from November 28, 2025)
  - b. Reserve Bank of India (Non-Banking Financial Companies – Registration, Exemptions and Framework for Scale Based Regulation) Directions, 2025 (applicable from November 28, 2025)
  - b. All other compliances related to NBFC applicable to the Company.

We have also examined compliance with the applicable clause of the following;

- I. The Secretarial Standards issued by the Institute of Company Secretaries of India.
- II. The Listing Agreements entered into by the Company with The Calcutta Stock Exchange
- III. SEBI (Listing Obligations and Disclosure Requirements) Regulations, 2015.

## PNB FINANCE AND INDUSTRIES LIMITED

As per the information(s) furnished and explanation(s) as provided by the Company, its officers, ~~agents~~ and authorized representatives, there were no other sector specific laws applicable to the Company or on its type of Industry except as mentioned above for the financial year ended March 31, 2026.

We further report that, we have checked the Compliance Management System of the Company on the basis of Compliance Certificates issued by the Company Secretary of the Company and the Chief Financial Officer of the Company so as to obtain reasonable assurance about the adequacy of systems in place to ensure compliance of applicable Laws, Rules, Regulations and Guidelines and its verification was done on test check basis. However, I have not made a detailed examination of the said records. I believe that the audit evidence which have been obtained is sufficient and appropriate to provide a reasonable basis for my audit. In my opinion and to the best of my information and according to explanations given to me, I believe that there are adequate systems and processes in the Company commensurate with the size and operations of the Company and the nature of its business to monitor and ensure compliance of laws specifically applicable to the Company.

We, further report that the Board of Directors of the Company is duly constituted with proper balance of ~~Executive Directors~~, Non-Executive Directors and Independent Directors during the period under review.

We further report that the compliance by the Company of applicable financial laws like Direct and Indirect Tax Laws has not been reviewed; since the same have been reviewed by Statutory Auditors and other designated professionals and we have relied upon the same.

Adequate notices were given to all the Directors to schedule the Board Meetings and its Committees Meetings. Although Notice along with Agenda and detailed notes on agenda were sent atleast seven days in advance but Four (4) number of board meetings were held at a shorter notice after obtaining consent of all the Directors as system exists for seeking and obtaining further information and clarifications on the agenda items before the meeting and for meaningful participation at the meeting. The Board decisions were carried out with unanimous consent and therefore, no dissenting views were required to be captured and recorded as part of the minutes.

The Securities and Exchange Board of India (“SEBI”) issued Adjudication Orders on 28th March 2023 against the Company in violation of various provisions of SEBI Act, 1992 and regulations issued thereunder and levied the monetary penalty amounting ₹1200 lakhs in the case of the Company as a listed entity and ₹ 20 lakh as a Promoter and a Shareholder of Camac Commercial Company Limited besides other restrictions.

Subsequently, both the Adjudication Orders were challenged by the Company before the Securities Appellate Tribunal (SAT) and vide its Orders passed on 26th April 2023, SAT had stayed the effect and operation of the said SEBI Orders subject to payment of 25% of the levied penalty(ies) by the Company. The Company has made payment of the requisite amount (25% i.e. Rs 305 Lakh) to SEBI as per the said SAT Orders. The matter is sub-judice till the date of the signing of the Secretarial Audit Report.

**For Balraj Sharma & Associates  
Company Secretaries**

**Varun Sharma  
(Partner)**

**ACS No.: 21011 CP No.:26768**

**UDIN: A021011H000431993**

**PR Certificate: 6262/2024**

**Date : 26.05.2026**

**Place: New Delhi**

Note: This report is to be read with our letter of even date which is annexed as Annexure-A and forms an integral part of this report.

**To,  
The Members  
PNB Finance and Industries Limited**

My report of even date is to be read along with this letter

1. Maintenance of Secretarial Records is the responsibility of the management of the Company. Our responsibility is to express an opinion on these secretarial records based on our audit.
2. We have followed the audit practices and processes as were appropriate to obtain reasonable assurance about the correctness of the contents of the Secretarial Records. The verification was done on test check basis to ensure that correct facts are reflected in Secretarial Records. We believe that the processes and practices, followed provide a reasonable basis for our opinion. Further, the verification was done on basis of data provided to us by the Company on test check basis to ensure that correct facts as reflected in secretarial and other records produced to us.
3. We have not verified the correctness and appropriateness of financial records and Books of Accounts of the Company.
4. Wherever required, we have obtained the Management Representation about compliance of laws, rules and regulations and happening of events etc.
5. The compliance of the provisions of Corporate and other applicable laws, rules, regulations, standards is the responsibility of management. Our examination was limited to the verification of procedures on test check basis.
6. The Secretarial Audit Report is neither an assurance as to the future viability of the Company nor of the efficacy or effectiveness with which the management has conducted the affairs of the Company.

**For Balraj Sharma & Associates  
Company Secretaries**

**Varun Sharma  
(Partner)**

**ACS No.: 21011 CP No.:26768  
UDIN: A021011H000431993  
PR Certificate: 6262/2024**

**Date : May 26, 2026  
Place: New Delhi**

**REPORT ON CORPORATE SOCIAL RESPONSIBILITY**

**1. Brief outline on CSR Policy of the Company:**

Pursuant to Section 135 of the Companies Act, 2013, the Board had approved a CSR policy with primary focus on education, healthcare and women empowerment. Besides these focus areas, the Company shall also undertake any other CSR activities listed in Schedule VII of the Companies Act, 2013. The CSR policy of the Company can be viewed on [www.pnbfinanceindustries.com](http://www.pnbfinanceindustries.com)

**2. Composition of CSR Committee:** Not applicable.

**3. Web-link where Composition of CSR committee, CSR Policy and CSR projects approved by the board are disclosed on the website of the company:**

<https://pnbfinanceandindustries.com/cor.html>

**4. The details of Impact assessment of CSR projects carried out in pursuance of sub-rule (3) of rule 8 of the Companies (Corporate Social responsibility Policy) Rules, 2014, if applicable (attach the report).** Not Applicable

**5. a) Average net profit of the company as per section 135(5):** ₹ 2,82,88,908 for the preceding three financial years

**b) Two percent of average net profit of the company as per section 135(5):** ₹ 5,65,778

**c) Surplus arising out of the CSR projects or programmes or activities of the previous financial year:** NA

**d) Amount required to be set off for the financial year:** NIL

**e) Total CSR obligation for the financial year (5b+5c-5d):** ₹ 5,65,778

**6. (a) Amount spent on CSR Projects (both Ongoing Project and other than Ongoing Project):** ₹ 5,65,778

**(b) Amount spent in Administrative Overheads:** Nil

**(c) Amount spent on Impact Assessment, if applicable:** NIL

**(d) Total amount spent for the Financial Year (6a+6b+6c):** ₹ 5,65,778

**(e) CSR amount spent or unspent for the financial year:**

| Total amount spent for the financial year (in ₹) | Amount Unspent (in ₹)   |                  |   |        |                  |
|--|---|------------------|---|--------|------------------|
|  | Total Amount transferred to Unspent CSR Account as per section 135(6) |                  | Amount transferred to any fund specified under Schedule VII as per second proviso to section 135(5) |        |                  |
|  | Amount  | Date of Transfer | Name of fund  | Amount | Date of transfer |
| ₹ 5,65,778                                       | NOT APPLICABLE  |                  |   |        |                  |

## PNB FINANCE AND INDUSTRIES LIMITED

**(f) Excess amount for set off, if any:**

| S. No. | Particular   | Amount (in ₹) |
|--------|--|---------------|
| (i)    | Two percent of average net profit of the company as per section 135(5)                                     | ₹ 5,65,778    |
| ii)    | Total amount spent for the Financial Year  | ₹ 5,65,778    |
| (iii)  | Excess amount spent for the financial year [(ii)-(i)]  | NIL           |
| (iv)   | Surplus arising out of the CSR projects or programmes or activities of the previous financial year, if any | NIL           |
| (v)    | Amount available for set off in succeeding financial year [(iii)-(iv)]                                     | NIL           |

7. Details of Unspent CSR amount for the preceding three financial year: NIL

8. Whether any capital assets have been created or acquired through Corporate Social Responsibility amount spent in the Financial Year: NA

9. Specify the reason(s), if the company has failed to spend two per cent of the average net profit as per section 135: Not Applicable

By order of the Board of Directors  
for PNB Finance and Industries Limited

**Rakesh Dhamani**      **Nidhi Gupta**  
Director                      Director  
DIN: 07065199          DIN: 11730308

Place: New Delhi  
Date: May 26, 2026

## REPORT ON CORPORATE GOVERNANCE

(Pursuant to Schedule V of the SEBI (Listing Obligations and Disclosure Requirements) Regulations, 2015)

### 1. COMPANY'S PHILOSOPHY ON CORPORATE GOVERNANCE

Corporate Governance helps to serve corporate purposes by providing a framework within which stakeholders can pursue the objectives of the organization most effectively. Corporate Governance signifies acceptance by management of the inalienable rights of Members as the true owners of the organization and of their own role as trustees on behalf of the Members.

Corporate Governance has indeed been an integral part of the way we have done business for several decades. This emanates from our strong belief that strong governance is integral for creating value on a sustainable basis.

### 2. BOARD OF DIRECTORS

#### a) Composition of the Board

The composition of the Board of Directors is in conformity with Regulation 17(1) & 17A of SEBI (Listing Obligations and Disclosure Requirements) Regulations, 2015 ("Listing Regulations") and the Companies Act, 2013 ("the Act").

As on March 31, 2026, the Board comprised three (3) Non-Executive Independent Directors, including one Woman Independent Director. All directors meet the independence criteria specified under Regulation 16(1)(b) of the Listing Regulations and Section 149(6) of the Act, and none have any *inter-se* relationships.

Further, as on March 31, 2026, none of the Directors hold any equity shares in the Company.

Based on the recommendation of the Nomination and Remuneration Committee, the Board of Directors, at its meeting held on May 26, 2026, appointed Ms. Nidhi Gupta (DIN: 11730308) as an Additional Director in the category of Non-Executive Independent Director with effect from May 26, 2026. She shall hold office up to the date of the ensuing AGM. The Board has recommended her appointment as an Independent Director, not liable to retire by rotation, for a term of five (5) consecutive years, subject to the approval of the Members at the ensuing AGM.

#### b) Meetings of directors and their attendance

During the financial year under review, the Board met ten (10) times on April 23, 2025, May 29, 2025, June 11, 2025, August 07, 2025, September 25, 2025, November 11, 2025, December 23, 2025, January 15, 2026, January 22, 2026 and February 11, 2026. The maximum gap between any two consecutive meetings did not exceed 120 days.

All statutory and material information is routinely provided to the Board and its Committees ahead of meetings via structured agenda papers, or tabled during proceedings, to ensure effective and informed decision-making.

The composition, attendance record, and details of other directorships and committee positions held by the Directors as on March 31, 2026, are detailed below:

| Name of director         | Attendance at                           |   | Number of other public company directorships # | Directorships in other listed companies | Number of other committee memberships <sup>^</sup> | Number of other committee chairmanships <sup>^</sup> |
|--------------------------|---|---|--|---|--|--|
|                          | Board meetings (Total 10 meetings held) | 130 <sup>th</sup> AGM held on July 09, 2025 |  |   |  |  |
| Mr. Rakesh Dhamani       | 10                                      | Yes   | 7  | None                                    | 0  | 0  |
| Ms. Saumya Agarwal       | 5                                       | Yes   | 1  | None                                    | 0  | 0  |
| Mr. Victor Alan Carvalho | 8                                       | Yes   | 0  | None                                    | 0  | 0  |

<sup>^</sup>In accordance with Regulation 26 of the Listing Regulations, only memberships and chairmanships of Audit Committees and Stakeholders' Relationship Committees across all Indian public companies (listed and unlisted) have been considered.

# excludes directorships in private limited companies, foreign companies, and Section 8 companies under the Act.

## c) Separate meeting of Independent Directors

In accordance with Schedule IV of the Act and Regulation 25(3) of Listing Regulations, a separate meeting of Independent Directors of the Company was held on January 15, 2026. All Independent Directors were present at the meeting to:

- i. review the performance of the Board as a whole;
- ii. assess the quality, quantity and timeliness of flow of information between the Company's management and the Board, ensuring it remains sufficient for the Board to effectively perform its oversight duties.

## d) Web link of Familiarization program for independent directors

The Company has formulated a policy to familiarize the independent directors of the Company with their roles, rights, responsibilities in the Company, nature of the industry in which the Company operates, etc. The web link containing the details of the familiarization programs imparted to the Independent Directors of the Company is: [www.pnbfinanceandindustries.com](http://www.pnbfinanceandindustries.com)

## e) Key skills, expertise, and core competencies of the Board

The Board has identified the following core skills, expertise, competencies as fundamental to the effective functioning of the Company, which are currently available with the Board:

| Director                 | Skills / expertise / competence  |
|--------------------------|--|
| Mr. Rakesh Dhamani       | Finance, taxation, corporate law, accountancy and corporate management |
| Ms. Nidhi Gupta          | Finance, taxation and accountancy                                      |
| Mr. Victor Alan Carvalho | Personnel and operational management                                   |
| Ms. Saumya Agarwal       | Investment analyst   |

## f) Confirmation on independence of Directors

The Board hereby confirms that, in its opinion, the Independent Directors fulfil the conditions specified in both the Listing Regulations and the Act, and are independent of the management.

## g) Resignation of Independent Directors

During the year under review, no Independent Director resigned before the expiry of their respective tenure.

## 3. COMMITTEES OF THE BOARD

To facilitate expeditious consideration and arriving at decisions with focused attention on the affairs of the Company, the Board has constituted following committees in accordance with the Listing Regulations and the Act:

- (a) Audit Committee;
- (b) Nomination and Remuneration Committee;
- (c) Stakeholders' Relationship Committee;

Particulars of the meetings of Committees held during the financial year 2025-26, along with the attendance of the members, are detailed below:

| Committees of the Board               | Meetings held | Meetings attended |                |                      |
|---------------------------------------|---------------|-------------------|----------------|----------------------|
|                                       |               | Rakesh Dhamani    | Saumya Agarwal | Victor Alan Carvalho |
| Audit Committee                       | 5             | 5                 | 4              | 3                    |
| Nomination and Remuneration Committee | 2             | 2                 | 1              | 2                    |
| Stakeholders' Relationship Committee  | 1             | 0                 | 1              | 1                    |

All the meetings of the Committees were conducted with the requisite quorum in compliance with the provisions of the Act and the Listing Regulations.

The details of the Committees are provided below:

## a) Audit Committee

### i) Composition

As on March 31, 2026, the Audit Committee comprised three Non-Executive Independent Directors, namely Mr. Rakesh Dhamani, Ms. Saumya Agarwal and Mr. Victor Alan Carvalho.

The Board of Directors, at its meeting held on May 26, 2026, approved the appointment of Ms. Nidhi Gupta as a Member of the Audit Committee. Further, the tenure of Ms. Saumya Agarwal as an Independent Director is scheduled to expire on May 27, 2026. Accordingly, as on the date of this Report, the Audit Committee comprises Mr. Rakesh Dhamani, Mr. Victor Alan Carvalho, Ms. Saumya Agarwal and Ms. Nidhi Gupta.

The Board has not appointed a permanent Chairperson for the Committee. An Independent Director is elected by the members present at each meeting to chair the proceedings. All meetings held during the financial year were chaired by an Independent Director in compliance with the applicable statutory and regulatory requirements. The Company Secretary acts as the Secretary to the Audit Committee.

### ii) Audit Committee Meetings

During the year under review, the Committee met five (5) times i.e. on April 23, 2025, May 29, 2025, August 07, 2025, November 11, 2025 and February 11, 2026. The maximum gap between any two consecutive Committee meetings did not exceed 120 days. All the recommendations made by the Audit Committee have been accepted by the Board.

The Company Secretary of the Company acts as the Secretary to the Audit Committee.

Minutes of the Audit Committee meetings are regularly placed before the Board for noting and the Committee reviews financial statements and significant transactions of subsidiary companies in compliance with the Listing Regulations.

### iii) Terms of reference

The terms of reference of the Audit Committee conform to Section 177 of the Act and Part C of Schedule II of the Listing Regulations.

The mandate includes, *inter-alia*, overseeing the Company's financial reporting process, internal control systems, accounting policies, reports of internal auditors, and financial statements audited by statutory auditors. The Committee reviews financial and risk management policies and has full authority to investigate any matter within its scope or referred by the Board, with complete access to Company records and power to seek external professional advice, if necessary.

## b) Nomination and Remuneration Committee (NRC)

### i) Composition

As on March 31, 2026, the Committee comprised three Non-Executive Independent Directors, namely Mr. Rakesh Dhamani, Ms. Saumya Agarwal and Mr. Victor Alan Carvalho.

The Board of Directors, at its meeting held on May 26, 2026, approved the appointment of Ms. Nidhi Gupta as a Member of the NRC Committee. Further, the tenure of Ms. Saumya Agarwal as an Independent Director is scheduled to expire on May 27, 2026. Accordingly, as on the date of this Report, the NRC Committee comprises Mr. Rakesh Dhamani, Mr. Victor Alan Carvalho, Ms. Saumya Agarwal and Ms. Nidhi Gupta.

The Board has not appointed a permanent Chairperson for the NRC; an Independent Director is elected by the members present at each meeting to chair the proceedings. All meetings were chaired by an Independent Director in compliance with statutory requirements.

### ii) NRC meetings

During the financial year ended March 31, 2026, the Committee met two (2) times i.e. on June 11, 2025 and January 22, 2026. Mr. Rakesh Dhamani was present at the AGM held on July 09, 2025, to address queries raised by the Members of the Company.

The Company Secretary of the Company acts as the Secretary to the NRC.

## iii) Terms of reference of NRC and Salient features of Nomination and Remuneration Policy

1. Identify persons qualified to become directors and senior management in accordance with the Nomination and Remuneration Policy, recommend their appointment and removal and specify the manner for effective evaluation of performance of Board, its committees and individual directors and review its implementation and compliance;
2. Formulate criteria for determining qualifications, positive attributes and independence of a director and recommend to the Board a policy, relating to the remuneration for directors, key managerial personnel and employees;
3. Devise a policy on Board diversity;
4. Formulate criteria for evaluation of performance of independent directors and the Board;
5. Ensure the Board comprises of a balanced combination of executive, non- executive and independent directors;
6. Decide/ approve details of fixed components and performance-linked incentives along with criteria;
7. Determine whether to extend or continue the term of appointment of the independent directors, on the basis of their performance evaluation report;
8. Recommend to the Board all remuneration, in whatever form, payable to senior management;
9. Ensure Fit and Proper criteria as required under Reserve Bank of India guidelines;
10. Perform such other functions as may be necessary or appropriate for the performance of its duties.

## iv) Performance evaluation criteria for independent directors

The performance evaluation criteria for independent directors are determined by the NRC. Performance is evaluated annually by the entire Board based on factors such as personal traits, business understanding, communication skills and the ability to exercise objective judgment in the best interests of the Company.

## c) Stakeholders' Relationship Committee (SRC)

### i) Composition

As on March 31, 2026, the SRC Committee comprised three Non-Executive Independent Directors, namely Mr. Rakesh Dhamani, Ms. Saumya Agarwal and Mr. Victor Alan Carvalho.

The Board of Directors, at its meeting held on May 26, 2026, approved the appointment of Ms. Nidhi Gupta as a Member of the SRC Committee. Further, the tenure of Ms. Saumya Agarwal as an Independent Director is scheduled to expire on May 27, 2026. Accordingly, as on the date of this Report, the SRC Committee comprises Mr. Rakesh Dhamani, Mr. Victor Alan Carvalho, Ms. Saumya Agarwal and Ms. Nidhi Gupta.

The Chairman of the Committee, Mr. Rakesh Dhamani, was present at the AGM held on July 09, 2025, to address queries raised by the Members of the Company.

### ii) Brief terms of reference

The terms of reference of the SRC include:

- 1) Review and redress the grievances of the Members of the Company including complaints related to transfer/transmission of shares, non-receipt of annual report, non-receipt of declared dividends, issue of new/duplicate certificates, general meetings, etc.
- 2) Review measures taken for effective exercise of voting rights by Members;
- 3) Review adherence to the service standards adopted by the Company in respect of various services rendered by the registrar and share transfer agent;
- 4) Review various measures and initiatives taken by the Company for reducing the quantum of unclaimed

dividends and ensuring timely receipt of dividend warrants/ annual reports/ statutory notices by the Members;

5) Perform such other functions as may be necessary or appropriate for the performance of its duties.

### (iii) Investors' grievances received and resolved during the year

During the year under review, the Company did not receive any investor complaints, and no complaints were pending at either the beginning or the end of the financial year.

## 4. PARTICULARS OF SENIOR MANAGEMENT

Mr. Viveka Nand Jha (Chief Financial Officer), Ms. Shweta Saxena (Company Secretary) and Mr. Tarun Verma (Manager) continue to be the Key Managerial Personnel of the Company. There have been no changes in the Senior Management of the Company since the close of the previous financial year ended March 31, 2025.

## 5. REMUNERATION OF DIRECTORS

### i. Non-Executive Directors

**Pecuniary relationships:** Apart from receiving sitting fees for attending the meetings of the Board and its committees, the Non-Executive Independent Directors did not have any other material pecuniary relationship or transaction with the Company during the financial year 2025-26.

**Criteria for payment:** The Company's policy on criteria of making payments to non-executive directors is disseminated on the Company's website at: [www.pnbfinanceandindustries.com](http://www.pnbfinanceandindustries.com).

The details of sitting fees paid to the Non-executive Directors during the financial year 2025-2026 are as follows:

| Name of director          | Sitting fee paid (₹) |
|---------------------------|----------------------|
| Mr. Rakesh Dhamani*       | NIL                  |
| Ms. Saumya Agarwal        | 2,20,000             |
| Mr. Victor Alan Carvalho* | NIL                  |

\*Mr. Rakesh Dhamani and Mr. Victor Alan Carvalho have voluntarily waived their entitlement to sitting fees for all the Board & Committee meetings.

**Shareholding of directors:** As on March 31, 2026, none of the directors held any equity shares in the Company.

### ii. Executive Directors

As on March 31, 2026, there was no Executive Director on the Board of the Company.

### iii. Disclosures with respect to remuneration:

- **Elements of remuneration package:** Non-Executive Directors are only eligible for sitting fees of ₹ 20,000 per meeting of the Board or Committee attended. No salary, benefits, bonuses, pensions, or incentives were paid.
- **Fixed components and performance-linked incentives:** The Company does not pay any performance-linked incentives or variable components to its directors.
- **Service contracts, notice period, and severance fees:** Not Applicable. The Non-Executive Independent Directors are appointed in accordance with the provisions of the Act and Listing Regulations.
- **Stock option details:** The Company has not implemented any stock option scheme or issued any stock options to its directors or employees.

## 6. GENERAL BODY MEETINGS

The details of the AGM of the Company held during the last three years are as under:

| Financial year | Day       | Date          | Time      | Venue                                     | Special resolution passed at AGM   |
|----------------|-----------|---------------|-----------|---|--|
| 2022-23        | Wednesday | July 12, 2023 | 10:30 A.M | Conducted through VC as per MCA Circulars | Re-appointment of Mr. Rakesh Dhamani as Non-Executive Independent Director of the Company for a second term  |
| 2023-24        | Wednesday | July 10, 2024 | 10:30 A.M | Conducted through VC as per MCA Circulars | <ol style="list-style-type: none"> <li>1. Amendment in the objects clause of Memorandum of Association (MOA).</li> <li>2. Adoption of a new set of MOA as per the Companies Act, 2013</li> <li>3. Adoption of new set of Articles of Association (AOA).</li> <li>4. Appointment of Mr. Victor Alan Carvalho (DIN: 08201039) as an Independent Director.</li> </ol> |
| 2024-25        | Wednesday | July 09, 2025 | 10:30 A.M | Conducted through VC as per MCA Circulars | No special resolution was passed at the AGM.   |

No Extraordinary General Meeting was held during the year 2025-26. Further, no resolutions were passed or implemented through postal ballot during the year under review, nor any such resolutions are presently proposed.

## 7. MEANS OF COMMUNICATION

The quarterly, half-yearly, and annual financial results of the Company are regularly submitted to the stock exchange immediately after they are reviewed by the Audit Committee and approved by the Board.

The financial results are usually published in “The Pioneer” (Delhi edition, in Hindi) and “Financial Express” (All edition, in English). They are also promptly displayed along with other official news releases on the Company’s website at: [www.pnbfinanceandindustries.com](http://www.pnbfinanceandindustries.com).

## 8. SHAREHOLDERS’ INFORMATION

### A. Conduct of AGM through VC and electronic dispatch of Annual Report

The Ministry of Corporate Affairs (“MCA”), vide General Circular Nos. 14/2020 dated April 8, 2020 and 17/2020 dated April 13, 2020, read with subsequent circulars issued from time to time, the latest being General Circular No. 03/2025 dated September 22, 2025 (collectively referred to as the “MCA Circulars”), has permitted companies to conduct AGMs through VC and to send the Annual Report electronically without physical dispatch of copies to the Members.

In compliance with the aforesaid MCA Circulars and applicable provisions of Listing Regulations, the Notice of AGM and Annual Report for FY 2025-26 are being sent only through electronic mode to those Members whose e-mail addresses are registered with the Company/ Depositories. Detailed instructions with respect to access and participation in the AGM through VC are detailed in the notice.

## B. Change in registered Office of the Company

The Registered Office of the Company has been shifted from 1<sup>st</sup> Floor, Express Building, 9–10, Bahadur Shah Zafar Marg, New Delhi – 110002 to 2<sup>nd</sup> Floor, Property No. 3/8, Asaf Ali Road, New Delhi – 110002, within the same city and state, in accordance with the applicable provisions of the Act.

## AGM & FINANCIAL MATRIX

|   |   |                                     |
|---|---|-------------------------------------|
| <b>a. AGM</b>   |   |                                     |
| Date, time & venue  | July 15, 2026, 11:30 A.M. (IST) through VC            |                                     |
| Date of book closure  | July 09,2026 - July 15, 2026 (both days inclusive)    |                                     |
| Date of payment of dividend   | No dividend has been declared for the financial year. |                                     |
| <b>b. Financial year</b>  | 1 <sup>st</sup> April - 31 <sup>st</sup> March        |                                     |
| <b>c. Listing on stock exchanges (equity shares)</b>  |   |                                     |
| The equity shares of the Company are listed at The Calcutta Stock Exchange situated at 7, Lyons Range, Kolkata, West Bengal-700 001 having scrip code 26055. The annual listing fee for the financial year 2025-26 has been paid within stipulated time period. Annual custodian fee for the financial year 2025-26 have also been paid to CDSL and NSDL. |   |                                     |
| <b>d. Share transfer system</b>   |   |                                     |
| Pursuant to SEBI Circular No. SEBI/HO/MIRSD/MIRSD_RTAMB/P/CIR/ 2022/8 dated January 25, 2022 listed companies must issue securities in demat form only for all service requests (duplicates, transmissions, splits, consolidations, etc.). Members holding shares in physical form are requested to convert their holdings to dematerialized form.        |   |                                     |
| <b>e. Dematerialisation of shares and liquidity</b>   |   |                                     |
| Equity shares of the Company can be transferred only in dematerialised form.  |   |                                     |
| As on March 31, 2026, 99.51% (31,84,461 shares) of equity shares have been dematerialised. The ISIN no. allotted to the Company is INE057F01011.  |   |                                     |
| <b>f. Due dates of transfer of unclaimed dividend to Investor Education and Protection Fund (IEPF)</b>  |   |                                     |
| Information in respect of unclaimed dividend of the Company for the subsequent financial years and date(s) when due for transfer to IEPF is given below:  |   |                                     |
| <b>Financial year ended</b>   | <b>Date of declaration of dividend</b>                | <b>Due date of transfer to IEPF</b> |
| 31.03.2019  | 17.09.2019  | 22.10.2026                          |
| 31.03.2020  | 30.09.2020  | 05.11.2027                          |
| 31.03.2021  | 30.09.2021  | 05.11.2028                          |
| The total amount lying in the unpaid dividend accounts of the Company as on March 31, 2026 in respect of the last seven years is ₹ 1.05 Lakhs.  |   |                                     |

**g. Distribution of shareholding as on March 31, 2026\***

| Shareholding nominal value (₹) |           | Number of shareholders | % to Total numbers | Shareholding value | % to Total Value |
|--------------------------------|-----------|------------------------|--------------------|--------------------|------------------|
| Upto                           | 5,000     | 821                    | 92.77              | 404870.00          | 1.27             |
| 5,001                          | - 10,000  | 29                     | 3.28               | 212930.00          | 0.67             |
| 10,001                         | - 20,000  | 11                     | 1.24               | 169250.00          | 0.53             |
| 20,001                         | - 30,000  | 5                      | 0.56               | 124700.00          | 0.39             |
| 30,001                         | - 40,000  | 2                      | 0.23               | 62080.00           | 0.19             |
| 40,001                         | - 50,000  | 3                      | 0.34               | 140350.00          | 0.44             |
| 50,001                         | - 100,000 | 4                      | 0.45               | 311570.00          | 0.97             |
| Above                          | 100,000   | 10                     | 1.13               | 30574250.00        | 95.54            |
| <b>Total</b>                   |           | <b>885</b>             | <b>100.00</b>      | <b>3,20,00,000</b> | <b>100.00</b>    |

\*Including fractional coupons comprising 131 equity shares not yet exchanged

\*Details are given on basis of PAN consolidation

**h. Shareholding pattern as on March 31, 2026**

| Category                           | Number of shares  | Percentage |
|------------------------------------|-------------------|------------|
| <b>A. Promoters' holding</b>       | NIL               | NIL        |
| <b>B. Non-Promoters' holding</b>   |                   |            |
| <b>(a) Institutional investors</b> | 10,248            | 0.32       |
| <b>(b) Others</b>                  |                   |            |
| 1. Private bodies corporate        | 21,83,361         | 68.23      |
| 2. Indian public                   | 9,05,303          | 28.29      |
| 3. NRIs                            | 22,867            | 0.71       |
| 4. Hindu undivided family          | 2,557             | 0.08       |
| 5. Others (IEPF, Trusts and Firms) | 75,664            | 2.36       |
| <b>TOTAL</b>                       | <b>32,00,000*</b> | <b>100</b> |

\*Including fractional coupons comprising 131 equity shares not yet exchanged

**i. Commodity risk & plant locations:** The Company does not deal in commodities; therefore disclosures regarding commodity price risk or foreign exchange risk and hedging activities and plant locations are not applicable.

**j. Credit ratings:** The Company has not opted for or taken any credit ratings during the relevant financial year for any debt instruments, or any fixed deposit programme or any scheme or proposal involving the mobilization of funds, whether in India or abroad.

**9. OTHER DISCLOSURES**

- a) Related party transactions (RPT): During the financial year ended March 31, 2026, there were no materially significant RPTs that may have potential conflict with the interests of the Company at large.
- b) Market non-compliance / SEBI Matter: There was no non-compliance during the last three years by the Company on any matter related to capital market. However, the SEBI issued Adjudication Orders on March 28, 2023, against the company for alleged violations of various provisions of the SEBI Act, 1992 and regulations issued thereunder, levying a monetary penalty of ₹ 1,200 lakhs in the case of the Company as a listed entity and ₹ 20 lakhs as a Promoter and Shareholder of Camac Commercial Company Limited alongside other restrictions.

Subsequently, both the Adjudication Orders were challenged by the Company before the Securities Appellate Tribunal (SAT). Vide its Orders passed on April 26, 2023, SAT stayed the effect and operation of the said SEBI Orders, subject to a deposit of 25% of the penalty. The Company has deposited the requisite amount (25% i.e. ₹ 305 Lakh) with SEBI as per the SAT directive. The matter remains sub-judice as on date.

- c) **Whistle blower / vigil mechanism:** The Company has established Whistle Blower and Vigil Mechanism Policy for employees and directors to report their genuine concerns or grievances. Hosted on the Company's website it safeguards whistleblowers from victimization. The Board affirms that no personnel have been denied access to the Audit Committee.
- d) **Corporate governance compliance:** All mandatory requirements of Corporate Governance have been complied with. The Company has not adopted the non-mandatory/discretionary requirements specified in Part E of Schedule II of the Listing Regulations.
- e) **Material subsidiaries policy:** Web Link: [www.pnbfinanceandindustries.com](http://www.pnbfinanceandindustries.com)
- f) **Related party transactions policy:** Web Link: [www.pnbfinanceandindustries.com](http://www.pnbfinanceandindustries.com)
- g) **Commodity hedging:** The Company did not engage in commodity hedging activities.
- h) **Fund raising:** The Company has not raised funds through preferential allotment or qualified institution placements as specified under Regulation 32(7A) of Listing Regulations.
- i) **Directors' disqualification certificate:** A certificate from M/s Balraj Sharma and Associates, Practising Company Secretaries, confirming that no director on the Board has been debarred or disqualified by SEBI or MCA or any other statutory authorities forms part of this report.
- j) **Committee recommendations:** All the recommendations made by the various Board Committees have been fully accepted by the Board.
- k) **Auditor fees:** The total fees incurred by the Company and its subsidiaries on a consolidated basis, for services rendered by statutory auditors for the financial year 2025-26 are given below:

| S. No. | Nature of service                        | ₹ in lakh   |
|--------|--|-------------|
| 1.     | Audit fees                               | 0.66        |
| 2.     | Certification and out of pocket expenses | 0.24        |
| 3.     | GST                                      | 0.16        |
|        | <b>Total</b>                             | <b>1.06</b> |

- l) **Sexual harassment Act compliance:** Since the Company has less than ten employees, it is exempt from the requirement to constitute an Internal Complaints Committee under Sexual Harassment of Women at workplace (Prevention, Prohibition and Redressal) Act, 2013.
- m) **Loans to Directors:** No loans or advances in the nature of loans have been extended to companies in which directors are interested.
- n) **Material unlisted subsidiary:** Esoterica Services Limited (ESL), a material unlisted subsidiary of the Company, was incorporated on May 20, 2006, in Delhi. The statutory auditors of ESL, M/s. Tanuj Garg & Associates, Chartered Accountants (FRN: 013843C), were appointed for a term of five (5) years on August 19, 2024.

Subsequently, *vide* their letter dated May 25, 2026, M/s. Tanuj Garg & Associates expressed their unwillingness to continue as the statutory auditors of ESL. However, they shall continue to hold office until the conclusion of the ensuing Annual General Meeting of ESL.

Accordingly, ESL has proposed the appointment of M/s. S.R. Goyal & Co., Chartered Accountants (FRN: 001537C) as the Statutory Auditors of ESL, subject to the approval of the members at the ensuing Annual General Meeting.

- o) **Corporate governance disclosures:** There has been no instances of non-compliance with any requirement of Corporate Governance Report.

- p) **Regulatory compliance:** During the year under review, the Company has complied with all the applicable provisions as stipulated in Regulations 17 to 27 and clauses (b) to (i) of sub-regulation (2) of Regulation 46 of the Listing Regulations.
- q) **Binding agreements:** The Company has not entered into any binding agreements; hence, disclosures under Clause 5A of Paragraph A of Part A of Schedule III of Listing Regulations are not applicable.
- r) **CFO certification:** A certificate signed by Mr. Viveka Nand Jha, CFO is attached to this report.
- s) **Accounting standards:** The Company has prepared its financial statements in accordance with Indian Accounting Standards (Ind AS).
- t) **Risk management & internal control:** The Company maintains structured internal control systems to assess and mitigate operational risks. The Board reviews the Risk Assessment & Minimization Policy of the Company annually.
- u) **ADR/GDR issuance:** The Company has not issued any ADRs/ GDRs/warrants or any convertible instruments.
- v) **Demat suspense account:** No cases were received regarding the transfer of shares to the demat suspense account. Unclaimed account details are accessible on the website.: [www.pnbfinanceandindustries.com](http://www.pnbfinanceandindustries.com)
- w) **Insider trading policy:** The Company has adopted an Insider Trading Policy under the SEBI (Prohibition of Insider Trading) Regulations, 2015. The policy is available on the Company's website: [www.pnbfinanceandindustries.com](http://www.pnbfinanceandindustries.com)
- x) **Legal compliance review:** The Board reviews statutory compliances quarterly. A compliance certificate from M/s Balraj Sharma and Associates, Company Secretaries forms part of this report.

## 10. INVESTOR CORRESPONDENCE

Company Secretary  
PNB Finance and Industries Limited  
2<sup>nd</sup> Floor, Property No. 3/8, Asaf Ali Road,  
New Delhi – 110002  
Email ID- [pnbfinanceindustries@gmail.com](mailto:pnbfinanceindustries@gmail.com)  
Phone: +91-7303495375

## 11. CONTACT DETAILS OF RTA:

Skyline Financial Services Private Limited  
D-153/A, 1st Floor, Okhla Industrial Area,  
Phase- I, New Delhi-110020  
Phone No.: 011-26812682/83  
Email: [admin@skylinerta.com](mailto:admin@skylinerta.com)

## DECLARATION REGARDING COMPLIANCE BY BOARD MEMBERS AND SENIOR MANAGEMENT PERSONNEL WITH THE COMPANY'S CODE OF CONDUCT

Dear Members,

In compliance with the provisions of Regulation 26(3) SEBI (Listing Obligations and Disclosure Requirements) Regulations, 2015, it is hereby certified that all the members of the Board and the senior management personnel have confirmed to and complied with the Code of Conduct during the year ended March 31, 2026 and that there has been no instance of violation of the Code.

**Rakesh Dhamani**  
Director  
DIN: 07065199

**Shweta Saxena**  
Company Secretary  
M.No: A18585

**Place: New Delhi**  
**Date: May 26, 2026**

## CFO CERTIFICATION

**The Board of Directors,  
PNB Finance and Industries Limited**

Dear Sir,

Pursuant to Regulation 17(8) of SEBI (Listing Obligations and Disclosure Requirements) Regulations, 2015, I hereby certify that:

- 1) I have reviewed the financial statements and the cash flow statement for the year 2025-26 and to the best of my knowledge and belief:
  - i) these statements do not contain any materially untrue statement or omit any material fact or contain statements that might be misleading;
  - ii) these statements together present a true and fair view of the company's affairs and are in compliance with the existing accounting standards, applicable laws and regulations.
- 2) There are, to the best of our knowledge and belief, no transactions entered into by the company during the year which are fraudulent, illegal or violative of the company's code of conduct.
- 3) I accept responsibility for establishing and maintaining internal controls for financial reporting and that I have evaluated the effectiveness of the internal control systems of the company and have disclosed to the auditors and the Audit Committee, deficiencies in the design or operation of internal controls, if any, of which they are aware and the steps I have taken or propose to take to rectify these deficiencies.
- 4) I have indicated to the auditors and the Audit Committee:
  - i) that there are no significant changes in internal control systems during the year.
  - ii) there are no significant changes in accounting policies during the year and that the same have been disclosed in the notes of the financial statement; and
  - iii) that there have been no instance of significant fraud of which I have become aware and the involvement therein, if any, of the management or an employee having a significant role in the company's internal control system.

For **PNB FINANCE AND INDUSTRIES LIMITED**

**Place: New Delhi  
Date : May 19, 2026**

**Viveka Nand Jha**  
Chief Financial Officer

# PNB FINANCE AND INDUSTRIES LIMITED

---

## CERTIFICATE REGARDING COMPLIANCE OF CONDITIONS OF CORPORATE GOVERNANCE

To,  
The Members of  
PNB Finance and Industries Limited,

We have examined the compliance of conditions of Corporate Governance by PNB Finance and Industries Limited (“the Company”) for the year ended March 31, 2026, as stipulated in Chapter IV of Securities and Exchange Board of India (Listing Obligations and Disclosure Requirements) Regulations, 2015 pursuant to the Listing Agreement of the said Company with stock exchange.

The compliance of conditions of Corporate Governance is the responsibility of the Management. Our examination was limited to the procedures and implementation thereof, adopted by the Company for ensuring the compliance of the conditions of Corporate Governance. It is neither an audit nor an expression of opinion on the financial statements of the Company.

In our opinion and to the best of our information and according to the explanation given to us, we certify that the Company has complied with the conditions of Corporate Governance as stipulated in the provisions as specified in Chapter IV Securities and Exchange Board of India (Listing Obligations and Disclosure Requirements) Regulations, 2015 pursuant to Listing Agreement of the said Company with stock exchange.

We further state that such compliance is neither an assurance as to the future viability of the Company nor the efficiency or effectiveness with which the Management has conducted the affairs of the Company.

**For Balraj Sharma & Associates  
Company Secretaries**

**Varun Sharma  
(Partner)  
ACS No.: 21011 CP No.:26768  
UDIN: A021011H000432281  
PR Certificate: 6262/2024**

**Date: May 26, 2026  
Place: New Delhi**

# PNB FINANCE AND INDUSTRIES LIMITED

## CERTIFICATE OF NON-DISQUALIFICATION OF DIRECTORS

(Pursuant to Regulation 34(3) and Schedule V Para C clause (10)(i) of the SEBI (Listing Obligations and Disclosure Requirements) Regulations, 2015)

To,  
The Members of  
P N B FINANCE AND INDUSTRIES LIMITED  
2nd Floor, Property No. 3/8, Asaf Ali Road,  
Darya Ganj, New Delhi -110002

I have examined the relevant registers, records, forms, returns and disclosures received from the Directors of P N B Finance And Industries Limited, having CIN L65929DL1947PLC001240, and having registered office at 2nd Floor, Property No. 3/8, Asaf Ali Road, Darya Ganj, New Delhi -110002 (**hereinafter referred to as ‘the Company’**), produced before me by the Company for the purpose of issuing this Certificate, in accordance with Regulation 34(3) read with Schedule V Para-C Sub clause 10(i) of the Securities Exchange Board of India (Listing Obligations and Disclosure Requirements) Regulations, 2015.

In my opinion and to the best of my information and according to the verifications (including Directors Identification Number (DIN) status at the portal [www.mca.gov.in](http://www.mca.gov.in)) as considered necessary and explanations furnished to me by the Company & its officers, I hereby certify that none of the Directors on the Board of the Company as stated below for the Financial Year ending on 31<sup>st</sup> March, 2026 have been debarred or disqualified from being appointed or continuing as Directors of companies by the Securities and Exchange Board of India, Ministry of Corporate Affairs, New Delhi or any such other Statutory Authority.

| Sr. No. | Name of Director         | DIN      | Date of appointment in Company |
|---------|--------------------------|----------|--------------------------------|
| 1       | Ms. Saumya Agarwal       | 07517809 | 27/05/2016                     |
| 2       | Mr. Rakesh Dhamani       | 07065199 | 16/04/2018                     |
| 3       | Mr. Victor Alan Carvalho | 08201039 | 28/05/2024                     |

Ensuring the eligibility of for the appointment / continuity of every Director on the Board is the responsibility of the management of the Company. Our responsibility is to express an opinion on these based on our verification. This certificate is neither an assurance as to the future viability of the Company nor of the efficiency or effectiveness with which the management has conducted the affairs of the Company.

For Balraj Sharma & Associates  
Company Secretaries

Varun Sharma  
(Partner)  
ACS No.: 21011 CP No.:26768  
UDIN: A021011H000432246  
PR Certificate: 6262/2024

Place: New Delhi  
Date: 26.05.2026

## MANAGEMENT DISCUSSION AND ANALYSIS REPORT

### Overview

PNB Finance and Industries Limited ('the Company') is registered with the Reserve Bank of India (RBI) as a Non-Deposit Accepting Non-Banking Financial classified as NBFC- Middle Layer (NBFC-ML).

The Company is listed with the Calcutta Stock Exchange. The Company is principally an investment company and does not have any other operations of its own. The Company invests in avenues with an objective of capital protection post careful analysis. The investments include mutual funds, alternative investment funds, equity shares (listed and unlisted) & fixed deposits. The objective of the company is to invest for long term and not for trading purposes.

### I Industry structure and developments

In recent times, Global Equity markets have shown mixed trends, with equities remaining buoyant driven by AI optimism especially in US markets, coupled with volatility seen in other parts of the world including India. The bond yields have also hardened on fiscal sustainability concerns and inflation worries.

The outbreak of the conflict in West Asia has led to severe disruption of global supply chains. This poses an unprecedented challenge for the global economy higher prices and lower global growth. In this environment, Indian monetary policy too faces a difficult trade-off anchoring inflation expectations through policy tightening while minimising its impact on growth forgone. As a result of the turmoil in global financial markets, the US dollar has rallied, buoyed by safe-haven demand that has exerted pressure on currencies of major economies. The Indian Rupee has in turn faced severe depreciation affecting the Forex Reserves of the country. This has led to measures being taken by Indian Government to reduce the forex outflows and encourage investments in India.

Amidst ongoing geopolitical tensions, trade frictions, and volatile global financial conditions, India's economic activity continues to be resilient. Domestic demand remains strong, supported by steady private consumption, sustained investment, and sound macroeconomic fundamentals, though the ongoing conflict in West Asia poses downside risks. Domestic economic activity remains resilient supported by private consumption and fixed investment. High-

capacity utilisation, robust bank credit growth, conducive financial conditions, and the governments continued emphasis on infrastructure are expected to stimulate investment activity. Moreover, several measures announced in the Union Budget 2026-27 are also growth supportive. However, spillovers from the ongoing West Asia conflict along with volatility in international financial markets and trade dynamics, pose some downside risks to the growth outlook.

### II Opportunities and threats

The RBI has been continually strengthening the supervisory framework for NBFCs in order to ensure sound and healthy functioning and avoid excessive risk taking. It has issued several new guidelines in the recent past.

As usual, the uncertainties and volatility in the financial market are a continuing threat to the organizational performance. However, continued professional foresightedness and focused analysis of the market have overcome the challenges posed effectively.

### III Financial condition

Refer to the Standalone and Consolidated financial statements in this Annual Report for detailed schedules and notes.

- No movement in equity during the year
- 20% of the net profit is transferred to the Special Reserve Account created pursuant to Section 45 IC of RBI.
- Change in Other Comprehensive Income (OCI) on account of reclassification of OCI- debt instruments to profit and loss account.
- Financial liabilities include total outstanding dues of creditors other than micro and small enterprises
- Non-financial liabilities include deferred tax liability created on investment in debt and equity instruments measured at fair values through other comprehensive income.
- Financial assets include investments in mutual funds, alternative investment fund, equity shares of quoted and unquoted companies & fixed deposits.
- Non-financial assets include current tax assets, deferred tax asset on employee benefits liabilities, property, plant and equipment and amount deposited with SEBI as per SAT order.

## IV Results of operations

The Company has earned a net profit of ₹1,196.66 lakhs during the year 2025-2026. The Company has generated major income this year from dividends received on equity instruments, net gain on reclassification from OCI to profit & loss on sale of investments in debt instruments and interest income on investments in bonds, NCD's & deposits.

## V Outlook, risks and concerns

Your Company is exposed to normal industry risk such as interest rates, market and operational risks. The ongoing US Iran war has increased the volatility in the market affecting global markets including India. As a part of risk averse strategy and overcome the volatilities which occur in economy and markets, your Company keeps itself ready by investing the surplus funds in high quality securities after in-depth analysis, primarily seeking to generate long term capital appreciation commensurate with prudent risk.

## VI Internal Financial Control System and their adequacy

The Company believes in the system of internal

controls and has provided for proper checks and control at various operational levels.

## VII Material developments in human resources/ industrial relations, including number of people employed

There has been positive working relationship between the Company and the employees of the Company during the year.

The Company strives to provide conducive working environment to its employees and to maintain the pace with the economic situations, Company has always focused on enhancing the efficiency of the employees including restructuring their compensation, working conditions etc. Accordingly, the Company has also provided hybrid work facility and flexible working hours to its employees and evaluated the performance of employees during the year under review to retain the motivation among the employees of the Company.

During the year under review, no new employee has been employed by the Company.

## VIII Statement of significant change

| Particulars                | Ratio (FY 2025-26) | Ratio (FY 2024-25) | Change (in %) (approx) | Explanation for change   |
|----------------------------|--------------------|--------------------|------------------------|--|
| Current ratio (in times)   | 74.55              | 16.68              | 347%                   | Change of Ratio is on account of :<br>(i) Increase of Current Assets by ₹ 406 Lakh (111% approx.), mainly due to increase in bank FDs (net of maturity) and Interest receivable thereon. Bank FDs (net of maturity) and Interest receivable thereon, being current assets stated due to reclassification from non-current to current.<br>(ii) Decrease of Current liabilities (mainly Other payables & Other non-financial liabilities net of current tax provisions) by ₹ 12 Lakh (-) 53% approx. |
| Return on net worth (in %) | 7.98               | 4.98               | 60%                    | Change of Ratio is on account of increase of PAT :<br>(i) PAT (Return) increased by ₹ 508 Lakh (74% approx.) mainly increase of Total Other Income by ₹ 637 Lakh net of increase of total expenses (including Tax expenses) by ₹ 129 lakh.<br>(ii) PAT for the year also impacts network.  |

Please note that the Company is not engaged in any business operations, except investment of surplus funds and earning income therefrom and there are no debts in the Company, thus it is not possible to calculate and disclose the key financial ratios which are directly related to turnover and debt being debtor turnover ratio, inventory turnover ratio, operating profit margin (%), net profit margin (%), debt-equity ratio and interest coverage ratio.

# PNB FINANCE AND INDUSTRIES LIMITED

## REPORT PURSUANT TO NON-BANKING FINANCIAL COMPANIES AUDITOR'S REPORT (RESERVE BANK) DIRECTIONS, 2016 AS ISSUED BY RESERVE BANK OF INDIA

To  
The Board of Directors,  
PNB Finance and Industries Ltd.  
2<sup>nd</sup> Floor, Property No. 3/8,  
Asaf Ali Road,  
New Delhi- 110 002

### **Matters to be reported as per paragraph 3 of the Non- Banking Financial Companies Auditor's Report (Reserve Bank) Directions, 2016**

- A) (i) The Company is duly registered with the Reserve Bank of India (hereinafter referred as the "Bank") as an NBFC and has obtained the Certificate of Registration (CoR) vide certificate No.-14.00572 dated 26/03/1998.
- (ii) The Company is entitled to continue to hold such Certificate of Registration (CoR) in terms of its Principal Business Criteria (Financial asset/income pattern) asset/income pattern as on March 31, 2026.
- (iii) The Company is meeting the required Net Owned Fund requirement as laid down in the Master Direction – Reserve Bank of India (Non-Banking Financial Companies Registration, Exemptions and Framework for Scale Based Regulation) Directions, 2025. The Net Owned Fund as on March 31, 2026 is amounting to **Rs.149.90 Crore**.
- B) Since the company does not hold public deposits and neither has it accepted public deposits during the year, therefore the matters specified in this paragraph are not applicable to the company.
- C) (i) The Board of Directors has passed a resolution dated April 23, 2025 for non-acceptance of any public deposits during the Financial Year 2025-26.
- (i) The company has not accepted any public deposits during the year ended March 31, 2026.
- (ii) Since the Company has not accessed any public funds and does not have any customer interface during the year ended March 31, 2026 and accordingly the directions related to Prudential Regulations as contained in the Reserve Bank of India (Non-Banking Financial Companies Income Recognition, Asset Classification and Provisioning) Directions, 2025 is not applicable on the company, hence the prudential norms relating to income recognition, accounting standards, asset classification and provisioning for bad and doubtful debts are not applicable to the company.
- (iii) The Company is a Non – Deposit taking NBFC which has been classified under Middle Layer and ;
- (a) has submitted to Bank in XBRL DNBS03 form on provisional basis wherein the capital adequacy ratio has been correctly arrived at and such ratio is in compliance with the minimum CRAR prescribed by the Bank;
- (b) has furnished to the Bank the applicable quarterly statement in XBRL DNBS03 form wherein capital funds, risk assets/exposures and risk asset ratio has been furnished within the stipulated period.
- Note: While calculating Capital Fund, & Risk Assets and Risk assets ratio, unrealized gains arising on fair valuation of financial instruments (as Investments) have been excluded / not been considered in terms of the paragraph 16 of the Reserve Bank of India (Non-Banking Financial Companies Prudential Norms on Capital Adequacy) Directions, 2025, as amended.
- (iv) Since the Company is not a NBFC-Micro Financial Institutions (MFI) as defined in Reserve Bank of India (Non-Banking Financial Companies Microfinance Institution) Directions, 2025, therefore the directions in this regard are not applicable to the Company.
- D) Since the Company has not obtained any specific advice from the bank that it is not required to hold a Certificate of Registration from the Bank; the matters specified in this paragraph are not applicable to the Company.

For **Tanuj Garg & Associates**  
Chartered Accountants Firm Registration No. 013843C

**CA Monika Garg**  
Partner

Membership No. : 407038  
UDIN : 26407038VKTKEM8652

Place : Noida  
Date : May 26, 2026

## INDEPENDENT AUDITORS' REPORT

### TO THE MEMBERS OF

### PNB FINANCE AND INDUSTRIES LIMITED

### Report on the Audit of the Financial Statements for the year ended March 31, 2026

#### Opinion

We have audited the accompanying standalone Financial Statements of **PNB Finance And Industries Limited** (“the Company”), which comprise the Balance Sheet as at March 31, 2026, the Statement of Profit and Loss (including Other Comprehensive Income), Statement of changes in Equity and the Statement of Cash Flow for the year then ended and notes to financial statements, including a summary of the material accounting policies and other explanatory information.

In our opinion and to the best of our information and according to the explanations given to us, the aforesaid Standalone Financial Statements give the information required by the Companies Act, 2013 (“the Act”) in the manner so required and give a true and fair view in conformity with the Accounting Standards prescribed under section 133 of the Act and other accounting principles generally accepted in India, of the state of affairs (financial position) of the Company as at March 31, 2026, the Profit (financial performance), other comprehensive income, change in equity and its cash flows for the year ended on that date.

#### Basis for Opinion

We conducted our audit of the Financial Statements in accordance with the Standards on Auditing (SAs) specified under section 143(10) of the Act. Our responsibilities under those Standards are further described in the Auditor’s Responsibilities for the Audit of the Financial Statements section of our report. We are independent of the Company in accordance with the Code of Ethics issued by the Institute of Chartered Accountants of India (ICAI) together with the ethical requirements that are relevant to our audit of the financial statements under the provisions of the Act and the Rules made there under, and we have fulfilled our other ethical

responsibilities in accordance with these requirements and the ICAI’s Code of Ethics. We believe that the audit evidence we have obtained is sufficient and appropriate to provide a basis for our audit opinion on the standalone Financial Statements.

#### Emphasis of Matter

We draw attention to the following matters in the Notes to the Standalone Ind AS Financial Statements:

*Refer to Note No. 28 of the Accompanying Standalone Financial Statements, the Securities and Exchange Board of India (“SEBI”) issued Adjudication Orders on March 28, 2023 against the Company in violation of various provisions of SEBI Act, 1992 and regulations issued thereunder and levied the monetary penalty amounting ₹ 1200 lakhs in the case of the Company as a listed entity and ₹ 20 lakh as a Promoter and a Shareholder of Camac Commercial Company Limited besides other restrictions.*

*Subsequently, both the Adjudication Orders were challenged by the Company before the Securities Appellate Tribunal (SAT) and vide its Orders passed on April 26, 2023, SAT had stayed the effect and operation of the said SEBI Orders subject to payment of 25% of the levied penalty(ies) by the Company. The company has made payment of the requisite amount [25% i.e. ₹ 305 Lakh] to SEBI as per the said SAT Orders. The matter is sub-judice as on date.*

*Our Opinion is not modified in respect of the above matter.*

#### Key Audit Matters

Key audit matters are those matters that, in our professional judgment, were of most significance in our audit of the standalone financial statements of the current period. These matters were addressed in the context of our audit of the standalone financial statements as a whole, and in forming our opinion thereon, and we do not provide a separate opinion on these matters. We have determined the following key audit matters to be communicated in our report:

| S. No. | Key Audit Matters   | How our audit addressed the key audit matter   |
|--------|---|--|
| 1.     | <p><b>Contingent Liabilities</b></p> <p>The Company is subject to legal, regulatory, arbitration and tax cases for which final outcome cannot be easily predicted and which could potentially result in significant liabilities.</p> <p>The assessment of whether a liability is recognised as a provision or disclosed as a contingent liability in the standalone financial statements is inherently subjective and requires significant management judgement in determination of the cash outflows from the business, interpretation of applicable laws and regulations, and careful examination of pending assessments at various levels of regulatory authorities.</p> <p>We identified this as a key audit matter because the estimates on which these amounts are based involve a significant degree of management judgement in interpreting the cases and it may be subject to management bias.</p> <p>(Refer Note No. 1.3 and Item No. 1.3.9 of the Material Accounting Policy to the standalone financial statements)</p> | <p>We have adopted the following audit procedures</p> <ul style="list-style-type: none"> <li>• Understood and tested the design and operating effectiveness of controls as established by the management for obtaining all relevant information for pending litigation cases</li> <li>• Discussed with the management any material developments and latest status of legal matters at the corporate office.</li> <li>• Read various correspondences and related documents pertaining to litigation cases and performed substantive procedures on calculations supporting the disclosure of contingent liabilities assessed the adequacy and completeness of disclosures.</li> </ul> <p>Based on the above procedure performed, the estimations and disclosure of contingent liabilities are considered to be adequate and reasonable</p> |

## Other Information

The Company's Board of Directors is responsible for the other information. The other information comprises the information included in the Management Discussion and Analysis, Board's Report including Annexures to the Board's Report, Business Responsibility Report, Corporate Governance and Shareholder's Information, but does not include the financial statements and our auditors' report thereon.

Our opinion on standalone financial statements does not cover the other information and we do not express any form of assurance conclusion thereon.

In connection with our audit of standalone financial statements, our responsibility is to read the other information and in doing so, consider whether the other information is materially inconsistent with the standalone financial statements or our knowledge obtained in the audit or otherwise appears to be materially misstated. If based on the work we have performed, we conclude that there is a material misstatement of this other information; we are required to report that fact. We have nothing to report in this regard.

## Management's Responsibility for the Financial Statements

The Company's Board of Directors is responsible for the matters stated in section 134(5) of the Act with respect to the preparation of these Standalone Financial Statements that give a true and fair view of the financial position, financial performance, total comprehensive income, changes in equity and cash flows of the Company in accordance with the accounting principles generally accepted in India, including the Indian Accounting Standards (Ind AS) specified under section 133 of the Act. This responsibility also includes maintenance of adequate accounting records in accordance with the provisions of the Act for safeguarding the assets of the Company and for preventing and detecting frauds and other irregularities; selection and application of appropriate accounting policies, making judgments and estimates that are reasonable and prudent and design, implementation and maintenance of adequate internal financial controls, that were operating effectively for ensuring the accuracy and completeness of the accounting records, relevant to the preparation and presentation of the financial statements that give a true and fair view and are free from material misstatement, whether due to fraud or error.

In preparing the standalone Financial Statements, management is responsible for assessing the Company's ability to continue as a going concern, disclosing, as applicable, matters related to going concern basis of accounting unless management either intends to liquidate the Company or to cease operations, or has no realistic alternative but to do so.

The Board of Directors is also responsible for overseeing the Company's financial reporting process.

## Auditor's Responsibilities for the Audit of the Financial Statements

Our responsibility is to express an opinion on the standalone financial statements based on our audit. In conducting our audit, we have taken into account the provisions of the Act, the accounting and auditing standards and matters which are required to be included in the audit report under the provisions of the Act and the Rules made there under.

Our objectives are to obtain reasonable assurance about whether the Financial Statements as a whole are free from material misstatement, whether due to fraud or error, and to issue an auditor's report that includes our opinion. Reasonable assurance is a high level of assurance, but is not a guarantee that an audit conducted in accordance with SAs will always detect a material misstatement when it exists. Misstatements can arise from fraud or error and are considered material if, individually or in the aggregate, they could reasonably be expected to influence the economic decisions of users taken on the basis of these Financial Statements.

As part of an audit in accordance with SAs, we exercise professional judgment and maintain professional skepticism throughout the audit. We also:

- Identify and assess the risks of material misstatement of the financial statements, whether due to fraud or error, design and perform audit procedures responsive to those risks, and obtain audit evidence that is sufficient and appropriate to provide a basis for our opinion. The risk of not detecting a material misstatement resulting from fraud is higher than for one resulting from error, as fraud may involve collusion, forgery, intentional omissions, misrepresentations, or the override of internal control.
- Obtain an understanding of internal financial controls relevant to the audit in order to design audit procedures that are appropriate in the circumstances. Under section 143(3)(i) of the Act, we are also responsible for expressing our opinion on whether the Company has adequate internal financial controls system in place and the operating effectiveness of such controls.

- Evaluate the appropriateness of accounting policies used and the reasonableness of accounting estimates and related disclosures made by management.
- Conclude on the appropriateness of management's use of the going concern basis of accounting and, based on the audit evidence obtained, whether a material uncertainty exists related to events or conditions that may cast significant doubt on the Company's ability to continue as a going concern. If we conclude that a material uncertainty exists, we are required to draw attention in our auditor's report to the related disclosures in the Financial Statements or, if such disclosures are inadequate, to modify our opinion. Our conclusions are based on the audit evidence obtained up to the date of our auditor's report. However, future events or conditions may cause the Company to cease to continue as a going concern.
- Evaluate the overall presentation, structure and content of the Financial Statements, including the disclosures, and whether the Financial Statements represent the underlying transactions and events in a manner that achieves fair presentation.

Materiality is the magnitude of misstatement in the financial statements that, individually or in aggregate, makes it probable that the economic decisions of a reasonably knowledgeable user of the financial statements may be influenced. We consider quantitative materiality and qualitative factors in (i) planning the scope of our audit work in evaluating the results of our work; and (ii) to evaluate the effect of any identified misstatement in the financial statements.

We communicate with those charged with governance regarding, among other matters, the planned scope and timing of the audit and significant audit findings, including any significant deficiencies in internal control that we identify during our audit.

We also provide those charged with governance with a statement that we have complied with relevant ethical requirements regarding independence, and to communicate with them all relationships and other matters that may reasonably be thought to bear on our independence, and where applicable, related safeguards.

From the matters communicated with those charged with governance, we determine those matters that were of most significance in the audit of the financial statements of the current period and are therefore the key audit matters. We describe these audit matters in our auditors' report unless law or regulation precludes public disclosure about the matter or when, in extremely rare circumstances, we determine that a matter

should not be communicated in our report because the adverse consequences of doing so would reasonably be expected to outweigh the public interest benefits of such communication.

## Report on Other Legal and Regulatory Requirements

1. As required by the Companies (Auditor's Report) Order, 2020 ("the Order") issued by the Central Government in terms of Section 143(11) of the Act, we give in "**Annexure A**" a statement on the matters specified in paragraph 3 and 4 of the Order, to the extent as applicable.
2. As required by Section 143(3) of the Act, we report that:
  - A. We have sought and obtained all the information and explanations which to the best of our knowledge and belief were necessary for the purposes of our audit;
  - B. In our opinion, proper books of account as required by law have been kept by the Company so far as it appears from our examination of those books;
  - C. The Balance Sheet, the Statement of Profit and Loss including Other Comprehensive Income, Statement of Changes in Equity and the Statement of Cash Flow dealt with by this Report are in agreement with the books of account;
  - D. In our opinion, the aforesaid financial statements comply with the Indian Accounting Standards specified under Section 133 of the Act, read with the Companies (Indian Accounting Standards) Rules, 2015 as amended;
  - E. On the basis of the written representations received from the directors as on March 31, 2026 and taken on record by the Board of Directors, none of the directors is disqualified as on March 31, 2026 from being appointed as a director in terms of Section 164 (2) of the Act;
  - F. With respect to the adequacy of the internal financial controls over financial reporting of the Company and the operating effectiveness of such controls, refer to our separate Report in "**Annexure B**". Our report expresses an unmodified opinion on the adequacy and operating effectiveness of the Company's internal financial controls over financial reporting;
  - G. With respect to the other matters to be included in the Auditors' Report in accordance with the requirements of section 197(16) of the Act, as amended, in our opinion and to the best of our information and according to the explanations given to us, to us, the remuneration paid by the Company to its directors during the year is in accordance with the provisions of section 197 of the Act.
  - H. With respect to the other matters to be included in the Auditor's Report in accordance with Rule 11 of the Companies (Audit and Auditors) Rules, 2014, as amended, in our opinion and to the best of our information and according to the explanations given to us:
    - i) The Company has disclosed the impact of pending litigations on its financial position in its Financial Statements;
    - ii) The Company did not have any long-term contracts and had no derivative contract outstanding as at 31<sup>st</sup> March, 2026.
    - iii) There has been no delay in transferring amount required to be transferred to the Investor Education and Protection fund.
    - iv) (a) The Management has represented that, to the best of its knowledge and belief, no funds (which are material either individually or in the aggregate) have been advanced or loaned or invested (either from borrowed funds or share premium or any other sources or kind of funds) by the Company to or in any other person or entity, including foreign entity ("Intermediaries"), with the understanding, whether recorded in writing or otherwise, that the Intermediary shall, whether, directly or indirectly lend or invest in other persons or entities identified in any manner whatsoever by or on behalf of the Company ("Ultimate Beneficiaries") or provide any guarantee, security or the like on behalf of the Ultimate Beneficiaries;
    - (b) The Management has represented, that, to the best of its knowledge and belief, no funds (which are material either individually or in the aggregate) have been received by

the Company from any person or entity, including foreign entity (“Funding Parties”), with the understanding, whether recorded in writing or otherwise, that the Company shall, whether, directly or indirectly, lend or invest in other persons or entities identified in any manner whatsoever by or on behalf of the Funding Party (“Ultimate Beneficiaries”) or provide any guarantee, security or the like on behalf of the Ultimate Beneficiaries;

- (c) Based on the audit procedures that have been considered reasonable and appropriate in the circumstances, nothing has come to our notice that has caused us to believe that the representations under sub-clause (i) and (ii) of Rule 11(e), as provided under (a) and (b) above, contain any material misstatement.
- v) The Company has not declared any dividend during the year.
- vi) Based on our examination which included test checks, the company has used accounting

software for maintaining its books of account which has a feature of recording audit trail (edit log) facility and that has operated throughout the year for all relevant transactions recorded in the software during the year. Further, for the periods where audit trail (edit log) facility was enabled and operated, we did not come across any instance of the audit trail feature being tampered with.

Further, the audit trail to the extent maintained in the prior year, has been preserved by the Company as per the statutory requirements for record retention.

For **Tanuj Garg & Associates**  
Chartered Accountants  
Firm Registration No. 013843C

**Monika Garg**  
Partner

Place : Noida

Date : May 26, 2026

Membership No. : 407038

UDIN : 26407038ZOVNSV9213

## ANNEXURE “A” TO INDEPENDENT AUDITORS’ REPORT

(Referred to in paragraph 1 under the heading “Report on Other Legal and Regulatory Requirements” of our report of even date on the accounts of **PNB FINANCE AND INDUSTRIES LIMITED** for the year ended 31<sup>st</sup> March, 2026)

i) In respect of the Company’s Property, Plant and Equipment and Intangible Assets:

- (a) The Company has maintained proper records showing full particulars including quantitative details and situation of Property, Plant and Equipment.
- (b) The Company has a regular program of physical verification of its Property, Plant and Equipment so as to cover all the assets. As explained to us, physical verification has been carried out by the Company and no discrepancy was noticed on such verification. In our opinion the frequency of verification is reasonable, having regard to the size of the Company and nature of its business.
- (c) Based on our examination, we report that, the company does not own / hold any immovable property as at the balance sheet date, hence to that extent paragraph 3 (ii) (c) of the Order is not applicable.
- (d) The Company has not revalued any of its Property, Plant and Equipments during the year. According to the records examined by us, the company does not have any intangible assets and right of use Assets. Thus paragraph 3 (i) (d) of the Order is not applicable.
- (e) No proceedings have been initiated during the year or are pending against the Company as at March 31, 2026 for holding any benami property under the Benami Transactions (Prohibition) Act, 1988 and rules made there under.

ii) In respect of the Company’s Inventory

- (a) There is no inventory held by the Company, hence, paragraph 3 (ii) (a) of the Order is not applicable to Company.
- (b) The Company has not been sanctioned any working capital limits in excess of ₹ 5 crore, in aggregate, during the year, from banks or financial institutions on the basis of security of current assets. Hence,

paragraph 3 (ii) (b) of the Order is not applicable to Company.

- (c) The Company has not provided any advances in the nature of loans or stood guarantee, or provided security to any other entity during the year. Hence, paragraph 3 (ii) (c) of the Order is not applicable to Company.

iii) The Company has neither given any loans, guarantee and security covered under Section 185 and 186 of the Act during the year under audit. However, Investments made by the Company during the year are in compliance with the provisions of Section 186 of the Act.

v) The Company has not accepted any deposits or amounts which are deemed to be deposits during the year and hence paragraph 3 (v) of the Order is not applicable to the Company.

vi) The Central Government has not prescribed the maintenance of cost records under Sub Section (1) of Section 148 of the Companies Act, 2013 for any of the products/services of the Company.

vii) (a) According to the records examined by us, the Company is generally regular in depositing with appropriate authorities, the undisputed statutory dues including Provident Fund, Employees’ State Insurance, Income Tax, Sales Tax, Service Tax, GST, Customs Duty, Excise Duty, VAT and Cess and any other statutory dues applicable to it.

According to the information and explanations given to us, no undisputed arrears of statutory dues were outstanding as on the last date of the financial year for a period of more than six months from the date they became payable.

(b) According to the information and explanations given to us, there are no dues of income tax, sales tax, service tax, duty of customs, duty of excise, GST, value added tax, cess and other statutory dues which have not been deposited on account of disputes.

viii) There were no transactions relating to previously unrecorded income that have been surrendered or disclosed as income during the year in the tax assessments under the Income Tax Act, 1961.

ix) (a) Based on our audit procedures and according to the information given by the management, the company has not taken any loans or borrowings from any financial institution, bank, government,

or any other entity. Hence paragraph 3 (ix)(a) of the Order is not applicable to the Company.

- (b) The Company has not been declared willful defaulter by any bank or financial institution or other lender.
  - (c) The company has not obtained any term loans.
  - (d) Based on our audit procedures and according to the information given by the management, the company has not raised any funds on short-term basis. Hence paragraph 3 (ix)(d) of the Order is not applicable to the Company.
  - (e) The Company has not taken any funds from any entity or person on account of or to meet the obligations of its subsidiaries, associates or joint ventures.
  - (f) The Company has not raised any loans during the year on the pledge of securities held in its subsidiaries, joint ventures or associate companies. Hence clause 3(ix)(f) of the Order is not applicable.
- x) (a) The Company has not raised any money by way of any initial public offer or further public offer (including debt instrument) during the year. Hence clause 3(x)(a) of the Order is not applicable.
- (b) During the year, the Company has not made any preferential allotment or private placement of shares or convertible debentures (fully or partly or optionally convertible). Hence clause 3(x)(b) of the Order is not applicable.
- xi) (a) No fraud by the Company and no material fraud on the Company has been noticed or reported during the year.
- (b) No report under sub-section (12) of section 143 of the Companies Act has been filed in Form ADT-4 as prescribed under Rule 13 of Companies (Audit and Auditors) Rules, 2014 with the Central Government, during the year and up to the date of this report.
- (c) The company has not received any whistle blower complaints during the year.
- xii) The Company is not a Nidhi Company. Hence clause 3 (xii) of the Order is not applicable to the Company.
- xiii) As explained to us and as per the records of the company, in our opinion the transactions with the related parties are in Compliance with Section 177 and Section 188

of the Companies Act, 2013 and the details have been disclosed in the financial statements as required by the applicable accounting standard.

xiv) In respect of Internal Audit :-

- (a) In our opinion and based on our examination, the Company has an adequate internal audit system commensurate with the size and the nature of its business.
  - (b) We have considered the internal audit reports for the year under audit, issued to the Company during the year and till date, in determining the nature, timing and extent of our audit procedures.
- xv) During the year, the Company has not entered into any non-cash transaction with Directors or person connected with him. Hence, clause 3 (xv) of the Order is not applicable to the Company.
- xvi) (a) The Company is duly registered under section 45-1A of the Reserve Bank of India Act, 1934.
- (b) The Company has conducted non-banking financial activities being Investment Activities during the financial year and accordingly, the Company is duly registered under section 45-1A of the Reserve Bank of India Act, 1934. It has not carried out any Housing Finance activities during the year.
- (c) In our opinion, the company is not a Core Investment Company as defined in the regulations made by the Reserve Bank of India. Hence, clause 3(xvi)(c) of the Order is not applicable.
- (d) As per information and explanations given to us, there is no Core Investment Company in the Group. Hence clause 3(xvi)(d) of the Order is not applicable.
- xvii) The Company has not incurred cash losses during the financial year or in the immediately preceding financial year.
- xviii) There has no resignation of the statutory auditors of the Company during the year, therefore clause 3(xviii) of the Order is not applicable.
- xix) On the basis of the financial ratios, ageing and expected dates of realisation of financial assets and payment of financial liabilities, other information accompanying the financial statements and our knowledge of the Board of Directors and Management plans and based on our examination of the evidence supporting the



We believe that the audit evidence we have obtained is sufficient and appropriate to provide a basis for our audit opinion on the Company's internal financial controls system over financial reporting.

## Meaning of Internal Financial Controls over Financial Reporting

A company's internal financial control over financial reporting is a process designed to provide reasonable assurance regarding the reliability of financial reporting and the preparation of financial statements for external purposes in accordance with generally accepted accounting principles. A company's internal financial control over financial reporting includes those policies and procedures that (1) pertain to the maintenance of records that, in reasonable detail, accurately and fairly reflect the transactions and dispositions of the assets of the company; (2) provide reasonable assurance that transactions are recorded as necessary to permit preparation of financial statements in accordance with generally accepted accounting principles, and that receipts and expenditures of the company are being made only in accordance with authorisations of management and directors of the Company; and (3) provide reasonable assurance regarding prevention or timely detection of unauthorised acquisition, use, or disposition of the Company's assets that could have a material effect on the financial statements.

## Inherent Limitations of Internal Financial Controls over Financial Reporting

Because of the inherent limitations of internal financial controls over financial reporting, including the possibility

of collusion or improper management override of controls, material misstatements due to error or fraud may occur and not be detected. Also, projections of any evaluation of the internal financial controls over financial reporting to future periods are subject to the risk that the internal financial control over financial reporting may become inadequate because of changes in conditions, or that the degree of compliance with the policies or procedures may deteriorate.

## Opinion

In our opinion, the Company has, in all material respects, an adequate internal financial Controls system over financial reporting and such internal financial controls over financial reporting were operating effectively as at March 31, 2026, based on "the internal control over financial reporting criteria established by the Company considering the essential components of internal control stated in the Guidance Note on Audit of Internal Financial Controls over Financial Reporting issued by the Institute of Chartered Accountants of India"

For **Tanuj Garg & Associates**  
Chartered Accountants  
Firm Registration No. 013843C

**Monika Garg**  
Partner

Place : Noida  
Date : May 26, 2026

Membership No. : 407038  
UDIN : 26407038ZOVNSV9213

# PNB FINANCE AND INDUSTRIES LIMITED

## BALANCE SHEET AS AT MARCH 31, 2026

| Particulars   | Note no. | As at<br>March 31, 2026<br>(₹ in lakh) | As at<br>March 31, 2025<br>(₹ in lakh) |
|---|----------|--|--|
| <b>ASSETS</b>   |          |  |  |
| <b>Financial assets</b>   |          |  |  |
| Cash and cash equivalents   | 2 (I)    | 6.69                                   | 1.49                                   |
| Bank balances other than above  | 2 (II)   | 626.05                                 | 955.79                                 |
| Investments   | 3        | 2,29,077.98                            | 2,20,003.26                            |
| Other financial assets  | 4        | 131.98                                 | 97.85                                  |
| <b>Non financial assets</b>   |          |  |  |
| Current tax assets (net)  | 5        | 1.43                                   | 7.60                                   |
| Deferred tax assets (net)   | 6        | 9.95                                   | 6.20                                   |
| Property, plant and equipments  | 7        | 0.14                                   | 0.16                                   |
| Other non -financial assets   | 8        | 311.97                                 | 316.22                                 |
| <b>Total</b>  |          | <u>2,30,166.19</u>                     | <u>2,21,388.57</u>                     |
| <b>LIABILITIES AND EQUITY</b>   |          |  |  |
| <b>Liabilities</b>  |          |  |  |
| <b>Financial liabilities</b>  |          |  |  |
| Payables  |          |  |  |
| Other payables  | 9        |  |  |
| Total outstanding dues of micro and small enterprises                     |          | -                                      | -                                      |
| Total outstanding dues of creditor other than micro and small enterprises |          | 2.03                                   | 14.53                                  |
| Other financial liabilities   | 10       | 1.05                                   | 1.37                                   |
| <b>Non- financial liabilities</b>   |          |  |  |
| Current tax liabilities (net)   | 10A      | 4.45                                   | -                                      |
| Provisions  | 11       | 39.28                                  | 24.30                                  |
| Deferred tax liabilities  | 12       | 30,763.68                              | 29,675.39                              |
| Other non-financial liabilities   | 13       | 2.27                                   | 5.77                                   |
| <b>Equity</b>   |          |  |  |
| Equity share capital  | 14       | 320.00                                 | 320.00                                 |
| Other equity  | 15       | 1,99,033.43                            | 1,91,347.21                            |
| <b>Total</b>  |          | <u>2,30,166.19</u>                     | <u>2,21,388.57</u>                     |
| <b>Accounting policies and notes on financial statements</b>              | 1-39     |  |  |

The accompanying notes are an integral part of the financial statements.

As per our report of even date attached

**For Tanuj Garg & Associates**

Chartered Accountants

Firm Regn. No. 013843C

For and on behalf of the Board of Directors

**Monika Garg**

Partner

Membership No. 407038

**Nidhi Gupta**

Director

DIN: 11730308

**Rakesh Dhamani**

Director

DIN: 07065199

Place: New Delhi

Date: May 26, 2026

**Shweta Saxena**

Company Secretary

M.No: A18585

**Viveka Nand Jha**

Chief Financial Officer

PAN - AEXPJ2176H

# PNB FINANCE AND INDUSTRIES LIMITED

## STATEMENT OF PROFIT AND LOSS FOR THE YEAR ENDED MARCH 31, 2026

| Particulars   | Note no. | For the year ended<br>March 31, 2026<br>(₹ in lakh) | For the year ended<br>March 31, 2025<br>(₹ in lakh) |
|---|----------|---|---|
| <b>Income</b>   |          |   |   |
| <b>Other income</b>   |          |   |   |
| Interest income   | 16       | 67.32   | 105.53  |
| Dividend income   | 17       | 714.36  | 495.89  |
| Net gain on fair value changes  | 18       | 867.22  | 407.97  |
| Others  | 19       | 0.27  | 2.61  |
| <b>Total income</b>   |          | <b>1,649.17</b>                                     | <b>1,012.00</b>                                     |
| <b>Expenses</b>   |          |   |   |
| Employee benefits expense   | 20       | 95.65   | 84.14   |
| Depreciation and amortization expense                                 | 21       | 0.02  | 0.17  |
| Other expenses  | 22       | 53.50   | 79.72   |
| <b>Total expenses</b>   |          | <b>149.17</b>                                       | <b>164.03</b>                                       |
| <b>Profit before exceptional items and tax</b>                        |          | <b>1,500.00</b>                                     | <b>847.97</b>                                       |
| Exceptional items (expense)   | 23       | 12.07   | -   |
| <b>Profit before tax</b>  |          | <b>1,487.93</b>                                     | <b>847.97</b>                                       |
| Tax expense :   |          |   |   |
| Current tax   |          | 289.83  | 158.96  |
| Deferred tax charge/(-)credit   |          | 1.44  | 0.13  |
| Earlier year tax provision (net)                                      |          | -   | -   |
| Total tax expenses  |          | 291.27  | 159.09  |
| <b>Profit after tax for the year (A)</b>                              |          | <b>1,196.66</b>                                     | <b>688.88</b>                                       |
| <b>Other comprehensive income (OCI)</b>                               |          |   |   |
| <b>(I) Items that will be reclassified to the profit or loss</b>      |          |   |   |
| Fair value changes in debt instruments through OCI                    |          | 62.31   | 213.68  |
| Less: reclassified to profit or loss from OCI on sale                 |          | (782.86)  | (406.67)  |
| Less: deferred tax effect on above                                    |          | 103.04  | 103.16  |
|   | (I)      | <b>(617.51)</b>                                     | <b>(89.83)</b>                                      |
| <b>(II) Items that will not be reclassified to the profit or loss</b> |          |   |   |
| Fair value changes in equity instruments through OCI                  |          | 8,296.09  | 28,656.40   |
| Less: deferred tax effect on above                                    |          | (1,186.34)  | 9,897.43  |
| Profit/(loss) on write off/sale of equity instruments through OCI     |          | (3.30)  | 46.32   |
| Less: current tax effect on above                                     |          | 0.47  | (6.56)  |
| Remeasurement of the defined benefit plans                            |          | (0.79)  | 1.99  |
| Less: deferred tax effect on above                                    |          | 0.20  | (0.50)  |
|   | (II)     | <b>7,106.33</b>                                     | <b>38,595.08</b>                                    |
| <b>Total other comprehensive income, net of tax (B= I+II)</b>         |          | <b>6,488.82</b>                                     | <b>38,505.25</b>                                    |
| <b>Total comprehensive income for the year (A+B)</b>                  |          | <b>7,685.48</b>                                     | <b>39,194.13</b>                                    |
| <b>Earnings per equity share (Face value of ₹ 10/- each)</b>          | 24       |   |   |
| Basic (in ₹)  |          | 37.40   | 21.53   |
| Diluted (in ₹)  |          | 37.40   | 21.53   |
| <b>Accounting policies &amp; notes on financial statements</b>        | 1-39     |   |   |

The accompanying notes are an integral part of the financial statements.

As per our report of even date attached

**For Tanuj Garg & Associates**

Chartered Accountants

Firm Regn. No. 013843C

For and on behalf of the Board of Directors

**Monika Garg**

Partner

Membership No. 407038

**Nidhi Gupta**

Director

DIN: 11730308

**Rakesh Dhamani**

Director

DIN: 07065199

Place: New Delhi

Date: May 26, 2026

**Shweta Saxena**

Company Secretary

M.No: A18585

**Viveka Nand Jha**

Chief Financial Officer

PAN - AEXPJ2176H

# PNB FINANCE AND INDUSTRIES LIMITED

## CASH FLOW STATEMENT FOR THE YEAR ENDED MARCH 31, 2026

| Particulars  | For the year ended<br>March 31, 2026<br>(₹ in lakh) | For the year ended<br>March 31, 2025<br>(₹ in lakh) |
|--|---|---|
| <b>A Cash flow from operating activities</b>                           |   |   |
| Profit before tax  | 1,487.93  | 847.97  |
| <b>Adjustment for:</b>   |   |   |
| Dividend income  | (714.36)  | (495.89)  |
| Distribution/ Income (net) from Investment in AIFs                     | (64.54)   | (1.30)  |
| (Gain)/loss on sale of investment in debt mutual funds (realised)      | (782.86)  | (406.67)  |
| Interest on investments in bonds/ debentures                           | -   | (29.05)   |
| Interest on fixed deposits with bank                                   | (67.32)   | (76.48)   |
| <b>Non - cash items :</b>  |   |   |
| Net gain/(loss) on financial instruments designated through FVTPL      | (19.82)   | -   |
| Provision for leave encashment and gratuity (net)                      | 2.13  | 2.11  |
| One time impact (gratuity & leave encashment) on notified labour codes | 12.07   | -   |
| Depreciation   | 0.02  | 0.17  |
| Provision no longer required written back                              | (0.05)  | -   |
| <b>Operating profit before working capital changes</b>                 | <b>(146.80)</b>                                     | <b>(159.14)</b>                                     |
| Adjustments for changes in working capital:                            |   |   |
| (Increase)/ decrease in other non-financial assets                     | 4.25  | 0.52  |
| Increase/(decrease) in other payables                                  | (12.45)   | 12.91   |
| Increase/(decrease) in other non-financial liabilities                 | (3.50)  | 1.71  |
| Cash generated from /(used in) operations                              | <b>(158.50)</b>                                     | <b>(144.00)</b>                                     |
| Income tax paid(net of refund)   | (278.74)  | (97.03)   |
| <b>Net cash from/(used in) operating activities</b>                    | <b>(437.24)</b>                                     | <b>(241.03)</b>                                     |
| <b>B Cash flow from investing activities</b>                           |   |   |
| Dividend received (includes TDS)                                       | 714.36  | 495.89  |
| Distributed income received from Investment in AIF (with TDS)          | 29.23   | 1.30  |
| Interest received (includes TDS) on bonds/debentures and FDR           | 33.19   | 89.65   |
| Maturity of investment in bonds /debentures                            | -   | 690.00  |
| Maturity of fixed deposits with bank                                   | 329.42  | 305.00  |
| Fixed deposits made with bank  | -   | (329.42)  |
| Purchase of investments in AIF   | (1,350.00)  | (201.70)  |
| Purchase of investments in mutual funds                                | (974.00)  | (3,467.00)  |
| Purchase of investments in shares                                      | (1,560.00)  | (1,674.35)  |
| Proceeds from sale of shares   | 166.24  | 95.88   |
| Proceeds from sale/redemption of mutual funds                          | 3,054.00  | 4,230.71  |
| <b>Net cash from/(used in) investing activities</b>                    | <b>442.44</b>                                       | <b>235.96</b>                                       |

# PNB FINANCE AND INDUSTRIES LIMITED

| Particulars  | For the year ended<br>March 31, 2026<br>(₹ in lakh) | For the year ended<br>March 31, 2025<br>(₹ in lakh) |
|--|---|---|
| <b>C Cash flow from financing activities</b>                 |   |   |
| Net cash from/(used in) financing activities                 | -   | -   |
| Net increase/(decrease) in cash and cash equivalents (A+B+C) | 5.20  | (5.07)  |
| Cash and cash equivalents at the beginning of the year       | 1.49  | 6.56  |
| Total cash and cash equivalents at the end of the year       | 6.69  | 1.49  |
| <b><u>Components of cash and cash equivalents:</u></b>       |   |   |
| Balances with HDFC bank in current account                   | 6.69  | 1.49  |
| <b>Total</b>   | 6.69  | 1.49  |

Note : (i) The above Statement of cash flow has been prepared under the Indirect method as set out in Indian Accounting Standard (Ind AS-7) "Statement of Cash Flow".

(ii) Previous year figures have been regrouped/ rearranged wherever considered necessary.

As per our report of even date attached

**For Tanuj Garg & Associates**

Chartered Accountants

Firm Regn. No. 013843C

**Monika Garg**

Partner

Membership No. 407038

Place: New Delhi

Date: May 26, 2026

For and on behalf of the Board of Directors

**Nidhi Gupta**

Director

DIN: 11730308

**Shweta Saxena**

Company Secretary

M.No: A18585

**Rakesh Dhamani**

Director

DIN: 07065199

**Viveka Nand Jha**

Chief Financial Officer

PAN - AEXPJ2176H

# PNB FINANCE AND INDUSTRIES LIMITED

## STATEMENT OF CHANGES IN EQUITY FOR THE YEAR ENDED MARCH 31, 2026

### A. Equity Share Capital

(₹ in lakh)

| Particulars   | Balance as at March 31, 2024 | Changes during the year | Balance as at March 31, 2025 | Changes during the year | Balance as at March 31, 2026 |
|---------------|------------------------------|-------------------------|------------------------------|-------------------------|------------------------------|
| Equity shares | 320.00                       | -                       | 320.00                       | -                       | 320.00                       |
|               | 320.00                       | -                       | 320.00                       | -                       | 320.00                       |

### B. Other Equity

(₹ in lakh)

| Particulars   | Reserves and surplus |                 |  |                             | Accumulated balance of other comprehensive income (OCI) |                                | Total other equity |
|---|----------------------|-----------------|--|-----------------------------|---|--------------------------------|--------------------|
|   | Securities premium   | General reserve | Special reserve u/s 45-1C of RBI Act, 1934 | Retained earnings (surplus) | Debt instruments through OCI                            | Equity instruments through OCI |                    |
| <b>Balance as at March 31, 2024</b>   | 103.91               | 1,555.16        | 2,574.24                                   | 8,538.92                    | 738.40  | 1,38,642.44                    | 1,52,153.07        |
| <b>Changes during the year ended March 31, 2025:</b>                                    |                      |                 |  |                             |   |                                |                    |
| Add : profit/(-) loss for the year  | -                    | -               | -  | 688.88                      | -   | -                              | 688.88             |
| Add : other comprehensive income for the year :   |                      |                 |  |                             |   |                                |                    |
| Fair value changes of financial instruments through OCI (net of reclassification)       | -                    | -               | -  | -                           | (192.99)  | 28,656.40                      | 28,463.41          |
| Deferred tax effect on above  | -                    | -               | -  | -                           | 103.16  | 9,897.43                       | 10,000.59          |
| Profit/(loss) on write off/sale of equity instruments through (net of current tax)      | -                    | -               | -  | -                           | -   | 39.76                          | 39.76              |
| Remeasurement of defined benefit plan (net of deferred tax)                             | -                    | -               | -  | 1.49                        | -   | -                              | 1.49               |
| Add/less: Profit/(loss) on write off/sale of equity instruments(net of tax) transferred | -                    | -               | -  | 39.76                       | -   | (39.76)                        | -                  |
| Add/less: transfer to general reserve   | -                    | 20.00           | -  | (20.00)                     | -   | -                              | -                  |
| Add/less: transfer to special reserve   | -                    | -               | 145.73                                     | (145.73)                    | -   | -                              | -                  |
| Add: Other adjustments (earlier year)   | -                    | -               | -  | 0.02                        | -   | -                              | 0.02               |
| Rounding off  | -                    | -               | -  | (0.01)                      | -   | -                              | (0.01)             |
| <b>Balance as at March 31, 2025</b>   | 103.91               | 1,575.16        | 2,719.97                                   | 9,103.33                    | 648.57  | 1,77,196.27                    | 1,91,347.21        |
| <b>Changes during the year ended March 31, 2026:</b>                                    |                      |                 |  |                             |   |                                |                    |
| Add : profit/(-) loss for the year  | -                    | -               | -  | 1,196.66                    | -   | -                              | 1,196.66           |
| Add : other comprehensive income for the year :   |                      |                 |  |                             |   |                                |                    |
| Fair value changes of financial instruments through OCI (net of reclassification)       | -                    | -               | -  | -                           | (720.55)  | 8,296.09                       | 7,575.54           |
| Deferred tax effect on above  | -                    | -               | -  | -                           | 103.04  | (1,186.34)                     | (1,083.30)         |
| Profit/(loss) on write off/sale of equity instruments through (net of current tax)      | -                    | -               | -  | -                           | -   | (2.83)                         | (2.83)             |
| Remeasurement of defined benefit plan (net of deferred tax)                             | -                    | -               | -  | (0.59)                      | -   | -                              | (0.59)             |
| Add/less: Profit/(loss) on write off/sale of equity instruments(net of tax) transferred | -                    | -               | -  | (2.83)                      | -   | 2.83                           | -                  |
| Add/less: transfer to general reserve   | -                    | 20.00           | -  | (20.00)                     | -   | -                              | -                  |
| Add/less: transfer to special reserve   | -                    | -               | 239.33                                     | (239.33)                    | -   | -                              | -                  |
| Add: Other adjustments (earlier year)   | -                    | -               | -  | 0.74                        | -   | -                              | 0.74               |
| <b>Balance as at March 31, 2026</b>   | 103.91               | 1,595.16        | 2,959.30                                   | 10,037.98                   | 31.06   | 1,84,306.02                    | 1,99,033.43        |

As per our report of even date attached

**For Tanuj Garg & Associates**

Chartered Accountants

Firm Regn. No. 013843C

**Monika Garg**

Partner

Membership No. 407038

For and on behalf of the Board of Directors

**Nidhi Gupta**

Director

DIN: 11730308

**Rakesh Dhamani**

Director

DIN: 07065199

Place: New Delhi

Date: May 26, 2026

**Shweta Saxena**

Company Secretary

M.No: A18585

**Viveka Nand Jha**

Chief Financial Officer

PAN - AEXPJ2176H

## NOTES TO THE FINANCIAL STATEMENTS FOR THE YEAR ENDED MARCH 31, 2026

### Corporate Overview

PNB Finance and Industries Limited ('the Company') is a public limited company domiciled and incorporated in India under the provisions of Indian Companies Act. The shares of the Company are listed with The Calcutta Stock Exchange Ltd.

The Company is registered with the RBI as a Non-Banking Financial Institution (non-deposit accepting/non-deposit taking).

### **Note -1: Basis of preparation of Financial Statements, Accounting Estimates, Judgements, Assumptions and Accounting Policies**

#### **1.1: Basis of preparation of Financial Statements**

The financial statements of the Company comply in all material aspects with Indian Accounting Standards (Ind AS) notified under Section 133 of Companies Act, 2013 (the Act) read together with the Companies (Indian Accounting Standards) Rules, 2015, as amended from time to time and disclosures are made in accordance with the requirement of Division III of Schedule III of the and other relevant provisions of the Act and RBI guidelines/ regulation as an NBFC Company to the extent applicable.

The financial statements have been prepared on a historical cost basis, except for certain financial assets and financial liabilities that are measured and carried at Fair Value (refer accounting policy regarding Financial Instruments).

The financial statements are approved by the Board of Directors on May 26, 2026.

These financial statements are presented in Indian Rupees (INR), which is the company's functional currency.

#### **1.2: Significant accounting judgments, estimates and assumptions**

The preparation of the financial statements in conformity with Ind AS requires the management to make judgments, estimates and assumptions that affect the reported amounts of revenue, expenses, financial assets, non-financial assets, financial and non-financial liabilities and disclosure of the contingent liabilities at the end of each reporting period. Actual may differ from these estimates.

#### **1.3: Summary of material accounting policies**

This note provides a list of the material accounting policies adopted in the preparation of these financial statements. These policies have been consistently applied to all the years presented, unless otherwise stated.

##### **1.3.1: Revenue recognition**

Income is recognised as per accrual basis and as per the principles provided in the relevant applicable Indian Accounting standards on the company.

- **Interest income**

Interest income from debt instruments is recognised using effective interest rate method (EIR). EIR is the rate that exactly discounts the estimated future cash payments or receipts over the expected life of the financial instrument or a shorter period, where appropriate, to the gross carrying amount of the financial asset or to the amortised cost of a financial liability.

Interest income on Bank Deposits and other non -financial deposits is recognized on accrual basis considering, the amount invested/ outstanding / and the rate of interest applicable.

Interest on tax refund is accounted for on receipt basis.

- **Dividend income**

Dividends are recognised in the statement of profit and loss only when the right to receive the payment is established and it is probable that the economic benefits associated with the dividend will flow to the Company, and the amount can be measured reliably.

Dividend income from Equity Instruments measured at fair value through Other Comprehensive income has been recognised in the statement of profit and loss.

##### **1.3.2: Property, plant and equipment**

- **Recognition and measurement**

Property, Plant & Equipment (PPE) is stated at cost net of accumulated depreciation and accumulated impairment losses, if any. The Cost comprises purchase price, borrowing cost if capitalization criteria are met and directly attributable expenses for bringing the assets to their present location and conditions for its intended use.

When parts of an item of PPE have different useful lives, they are accounted for as separate items (major components) of PPE. All other expenses on an existing PPE including day to day repair and maintenance expenditure and cost of replacing parts (other than major components), are charged to the statement of profit and loss for the period during which such expenses are incurred.

- **Disposal**

An item of PPE is derecognised upon disposal or when no future benefits are expected from its use or disposal. Gains and losses on disposal of an item of PPE are determined by comparing the proceeds from disposal with the carrying amount of PPE and are recognised within other income/ expenses in the statement of profit and loss.

- **Depreciation**

Depreciation on Property, Plant & Equipment (PPE) is provided on written down value as per rates arrived at based on useful life and manner prescribed under Schedule II of the Act.

In case Addition /Deletion of PPE during the year, depreciation on those PPEs has been provided for on a pro rata basis from the date of such addition or, as the case may be, up to the date of deletion of such asset.

### 1.3.3: Impairment of property, plant and equipment and other non financial assets

The company assesses at each balance sheet date whether there is any indication that an asset or cash generating unit (CGU) may be impaired. If any such indication exists, the company estimates the recoverable amount of the asset. The recoverable amount is the higher of an asset's or CGU's fair value less costs of disposal or its value in use.

Where the carrying amount of an asset or CGU exceeds its recoverable amount, the asset is considered impaired and is written down to its recoverable amount.

An impairment loss, if any, is charged to Statement of Profit and Loss in the year in which the assets is identified as impaired. The impaired loss recognized in prior accounting periods is reversed / adjusted if there has been a change in the estimate of the recoverable amount.

### 1.3.4: Cash and cash equivalents

Cash and cash equivalents in the balance sheet comprise cash at banks and on hand and short-term deposits with an original maturity of three months or less, which are subject to an insignificant risk of changes in value.

### 1.3.5: Fair value measurement

The Company measure financial instruments such as Investments in Debt Mutual Funds and in Equity shares (other than investment in Subsidiaries/Associates) at fair value at each reporting (Balance sheet) date. Fair value is the price that would be received to sell an asset or paid to transfer a liability in an orderly transaction between market participants at the measurement date.

The fair value measurement is based on the presumption that the transaction to sell the asset or transfer the liability takes place either:

- In the principal market for the asset or liability, or
- In the absence of a principal market, in the most advantageous market for the asset or liability.

The principal or the most advantageous market must be accessible by the company.

The fair value of an asset or a liability is measured using the assumptions that market participants would use when pricing the asset or liability, assuming that market participants act in their economic best interest.

A fair value measurement of a non-financial asset considers a market participant's ability to generate economic benefits by using the asset in its highest and best use or by selling it to another.

The company uses valuation techniques that are appropriate in the circumstances and for which sufficient data are available to measure fair value, maximizing the use of relevant observable inputs and minimizing the use of unobservable inputs.

All assets and liabilities for which fair value is measured or disclosed in the financial statements are categorised within the fair value hierarchy, described as follows, based on the lowest level input that is significant to fair value measurement as a whole:

- Level 1 - Quoted (unadjusted) market prices in active markets for identical assets or liabilities.
- Level 2 - Valuation techniques for which the lowest level input that is significant to the fair value measurement is directly or indirectly observable.
- Level 3 - Valuation techniques for which the lowest level input that is significant to the fair value measurement is unobservable.

For assets and liabilities that are recognised in the financial statements on a recurring basis, the company determines whether transfers have occurred between levels in the hierarchy by re-assessing categorisation (based on the lowest level input that is significant to the fair value measurement as a whole) at the end of each reporting period.

For fair value disclosures, the company has determined classes of assets and liabilities based on the nature, characteristics and risks of the asset or liability and the level of the fair value hierarchy as explained above.

## 1.3.6: Financial instruments

A financial instrument is any contract that gives rise to a financial asset of one entity and a financial liability or equity instrument of another entity.

### Financial Assets

#### a. Initial Recognition and Measurement

Financial assets are initially recognised on the trade date i.e. the date that the Company becomes a party to the contractual provisions of the instrument.

On initial recognition, a financial asset is recognised at fair value. Financial Assets which are not at fair value through Profit and loss, are at fair value plus transaction costs that are directly attributable to the acquisition of such Financial Assets. Transaction costs of those financial assets carried at “fair value through profit or Loss” are expensed in Statement of profit and loss.

Financial Assets are classified at the initial recognition as Financial Assets measured at Amortised Costs or at Fair value.

#### b. Subsequent Measurement

For subsequent measurement, financial assets are broadly classified in two broad categories:

- Financial Assets carried at Amortised Cost,
- Financial Assets at Fair Value [Either through Other Comprehensive income (FVTOCI) Or through Profit or Loss (FVTPL)]

For assets classified as “at Fair value”, gains and losses are either recognised in Statement of profit and loss or recognised in Other Comprehensive Income, as elected. For Assets classified as “at Amortised Cost”, this will depend on the business model and contractual terms of the cash flows.

##### i) Financial Assets carried at Amortised Cost

A Financial Asset is measured at Amortised Cost if it meets the following two conditions:

- (a) Business Model Test: The objective of the company’s business model is to hold the financial assets to collect contractual cash flows.
- (b) Cash flow characteristic Test: The contractual terms of the Financial Asset give rise on specified dates to cash flows that are solely payments of principal and interest on the principal amount outstanding.

Financial Assets i.e. Debentures, Bonds and Corporate Deposits etc. meeting the above conditions are measured at Amortised Cost and Interest income from such financial assets has been recognised using the effective Interest rate.

##### ii) Financial Assets at fair value through Other Comprehensive Income (FVTOCI)

A Financial Asset is subsequently measured at fair value through Other Comprehensive Income if:

- (i) The objective of the business model is achieved by both collecting contractual cash flows and selling Financial Assets and
- (ii) The contractual terms of the Financial Asset represent solely payments of principal and interest on the principal amount outstanding.

The Dividend Income on Financial Assets at FVTOCI is recognised under Profit or Loss. The company’s Investments in Financial Assets i.e. Debt Instruments being Debt based Mutual Funds are measured at fair value through Other Comprehensive Income (OCI) and Fair value changes on these financial assets are recognised in OCI.

On derecognition/ sale of Investments measured at FVTOCI, the Fair value changes (on other than Equity Instruments measured at FVTOCI) in OCI, are subsequently reclassified to the statement of profit and loss.

## iii) **Financial Assets at fair value through Profit or Loss (FVTPL)**

A Financial Asset which is not classified in any of the above categories are measured at fair value through Profit or Loss.

Equity instruments which are held for trading are required to measure at FVTPL. Equity instruments included within the FVTPL category are measured at fair value with all changes recognised in the statement of Profit and Loss.

## **Equity Instruments at Fair value through Other Comprehensive Income**

For Equity Instruments, the company may make an irrevocable election to present subsequent changes in the fair value through Other Comprehensive Income. The Company makes such election on an instrument-by-instrument basis.

For investments in Equity Shares (not held for trading and other than Investment in Subsidiary / Associates), the Company has made an irrevocable election to account for these at Fair value through other comprehensive income (FVTOCI).

If the company decides to classify an Equity Instruments as at FVTOCI, then all fair value changes on such instruments excluding dividend income, are recognised in the Other Comprehensive income (OCI). Dividend on equity instrument measured at FVTOCI is recognised at Statement of Profit and Loss.

Fair Value changes on these equity instruments never recycled (not subsequently transferred/reclassified) from OCI to Profit or Loss, however on de-recognition / sale of the equity instruments measured at FVTOCI, cumulative Gain or Losses are transferred/ reclassified within Equity i.e. Balance of Cumulative gain or Losses transferred to Retained earnings.

## c. **Investments in Subsidiary**

The Company's Investment in Subsidiaries are recognised at Cost as per Ind AS 27. Cost represents amount paid for acquisition of the said investments.

The company assesses at the end of each reporting period, if there are any indication that the said investments may be impaired. If impairment exists, the company estimates the recoverable value/ amount of the investments and provides for impairment, if any i.e. the deficit in the recoverable amount / value over cost. The impairment loss, if any, is recognised in the statement of profit and loss.

On disposal of investments in Subsidiaries, the difference between net disposal proceeds and the carrying amounts are recognised in the Statement of Profit and Loss.

## d. **Impairment of financial assets**

In accordance with Ind AS 109, the Company uses 'Expected Credit Loss' (ECL) model, for evaluating impairment of Financial Assets other than those measured at FVTPL.

The Company assesses on a forward-looking basis the expected credit losses associated with its financial assets considered for ECL. The impairment methodology applied depends on whether there has been a significant increase in credit risk and if so, assess the needs to provide for the same in the statement of Profit and Loss.

The company assess impairment based on Expected credit losses (ECL) model for the following:

- (1) Financial Assets measured at Amortised Cost,
- (2) Financial Assets measured at FVTOCI,
- (3) Other Financial Assets like Trade/ Other receivables.

The Company follows "Simplified Approach" for recognition of Impairment loss allowance on trade receivables. For application of "Simplified Approach" the company does not require to track changes in credit risk instead the company uses the provision matrix to determine loss allowance on Trade / Other receivables.

ECL is the difference between all contractual cash flows that are due to the company in accordance with contract and all the cash flows that the entity expects to receive (i.e. all cash shortfalls), discounted at the original EIR.

The Company' investment in Debt Instruments (Fixed income securities being Bonds, Corporate Deposits, Debentures etc.), the risk parameters like tenor, the probability of default, tracking of ratings etc. for each of these instruments/ Issuer ratings etc. is considered in estimating probable credit losses over balance tenor of these instruments.

ECL impairment loss allowance (or reversal) recognized during the period is recognized as expense / income in the Statement of Profit and Loss.

However, ECL impairment loss allowance (or reversal) if any, on Equity Shares measured at Fair value through OCI (FVTOCI) has been recognized through other comprehensive income.

ECL is presented as an allowance i.e. as an integral part of the measurement of those assets in the Balance sheet. ECL reduces the net carrying amount, unless the financial asset meets write off criteria, the company does not reduce impairment allowance from the Gross carrying amount.

## **Financial liabilities**

### **a. Initial recognition and measurement**

All Financial Liabilities are recognized at fair value and in case of borrowings and Payables, net of directly attributable transaction costs.

The company's financial liabilities include Trade/ other payables having short maturities.

### **b. Subsequent measurement**

Financial Liabilities comprises Interest bearing Borrowings (from Banks/others) if any, are carried at amortized cost using the effective interest method.

For trade and other financial liabilities maturing within one year from the balance sheet date, the carrying amounts approximate fair value due to the short maturity of these instruments.

## **Derecognition of Financial Assets and Liabilities**

### **Financial Assets**

A Financial asset is derecognised by the Company only when:

- (i) The contractual rights to the cash flows from the Financial Asset expired OR
- (ii) The Company has transferred the right to receive cash flow from financial assets and where the entity has transferred the assets, the company evaluates whether it has transferred substantially all risk and rewards of ownership of such financial assets. OR
- (iii) In any other case, transfer qualifies for other de-recognition criteria under Ind- AS 109.

### **Financial Liabilities**

A Financial liability (or a part thereof) is derecognized from the Company's Balance Sheet when the obligation specified in the contract is discharged or cancelled or expired.

## **Reclassification of Financial Assets and Liabilities**

The company does not reclassify its financial assets subsequent to initial measurement, apart from exceptional circumstances as permitted. Financial Liabilities are not reclassified.

### **Off setting**

Financial assets and liabilities are off set and the net amount is reported in the balance sheet where there is a legally enforceable right to offset the recognised amounts and there is an intention to settle on a net basis or realise the asset and settle the liability simultaneously. The legally enforceable right must not be contingent on future events. It must be enforceable in the normal course of business and also in the event of default, insolvency or bankruptcy of the Company or the counterparty.

## **1.3.7: Employee benefits**

### **• Short-term employee benefits**

Employee benefits payable wholly within twelve months of rendering the service are classified as short-term employee benefits and are recognised in the period in which the employee renders the related service.

### **• Post-employment benefits**

#### **Defined contribution plans**

Employees of the Company are entitled to receive benefits under the Provident Fund, which is a defined contribution plan. Both employees and employer make monthly contributions to the plan at a pre-determined rate of employee's basic salary. These contributions are made to a Central Government's employees provident

organisation account (EPFO) Contributions by Company to Provident Fund are expensed in the Statement of Profit and Loss, when the contributions are due. Such benefits are classified as Defined Contribution Schemes as the Company does not carry any further obligations, apart from the contributions made on a monthly basis.

## **Defined benefit plans**

The employees' gratuity scheme is a defined benefit plan. The present value of the obligation under such defined benefit plans is determined based on actuarial valuation using the projected unit credit method.

The obligation is measured at the present value of the estimated future cash flows. The discount rates used for determining the present value of the obligation under defined benefit plans, is based on the market yields on government securities as at the reporting date, having maturity periods approximating to the terms of related obligations.

Remeasurements, comprising of actuarial gains and losses, are recognised immediately in the balance sheet with a corresponding debit or credit to retained earnings through other comprehensive income (OCI) in the period in which they occur. Remeasurements are not reclassified to the statement of profit and loss in subsequent periods.

Net interest is calculated by applying the discount rate to the net defined benefit liability. The company recognises gains/ losses on settlement of a defined plan when the settlement occurs.

## **Other long-term employee benefits (Compensated leaves)**

The employees can carry-forward a portion of the unutilized accrued leave and utilize it in future service periods or receive cash compensation on resignation/termination of employment.

Accumulated Leaves, which is expected to be utilised within the next 12 months, is treated as Short term employee benefit. Since a substantial part of the compensated leaves do not fall due wholly within 12 months after the end of the period in which the employees render the related service and are also not expected to be utilized wholly within 12 months after the end of such period, the benefit of such leaves is classified as a long-term employee benefit.

The Company records an obligation for such compensated absences in the period in which the employee renders the services that increase this entitlement. The obligation is measured on the basis of independent actuarial valuation using the projected unit credit method at year end.

Remeasurements, comprising of actuarial gains and losses, are recognised immediately in the Statement of profit and loss.

## **1.3.8: Income tax**

Income tax expense comprises Current Tax, Deferred tax and Earlier Year Tax, if any.

Current and deferred tax is recognised in profit and loss, except to the extent that it relates to items recognised in other comprehensive income or directly in equity. In this case, the current tax / deferred tax is also recognised in other comprehensive income or directly in equity, respectively.

- **Current tax**

Current tax Expenses or credit for the period is the tax payable on the current period's taxable income based on the tax rates and tax laws used to compute the amount are those that are enacted or substantively enacted at the reporting date.

Current tax assets and liabilities are measured at the amount expected to be recovered from or paid to the taxation authorities. Current tax assets and liabilities are offset only if there is a legally enforceable right to set it off the recognised amounts and it is intended to realise the asset and settle the liability on a net basis or simultaneously.

- **Deferred tax**

Deferred income tax is provided in full, using the liability method, on temporary differences arising between the tax bases of assets and liabilities and their carrying amounts in the financial statements.

Deferred income tax is determined using tax rates (and laws) that have been enacted or substantively enacted by the end of the reporting period and are expected to apply when the related deferred income tax asset is realised or the deferred income tax liability is settled.

Deferred tax assets are recognised for all deductible temporary differences and unused tax losses/tax credits only if it is probable that future taxable amounts will be available to utilise those temporary differences/credits and losses.

Deferred tax assets and liabilities are off set when there is a legally enforceable right to offset current tax assets and liabilities and when the deferred tax balances relate to the same taxation authority.

The carrying amount of Deferred Tax assets is reviewed at each reporting date and reduced to the extent that it is no longer probable that sufficient taxable profit will be available to allow all or part of the deferred tax assets to be utilised. Unrecognised deferred Tax Assets are re-assessed at each reporting date and are recognised to the extent that it has become probable that future taxable profit will allow the deferred tax assets to be recovered.

### 1.3.9: Provisions and contingent Liabilities

The company creates a provision when there is present obligation as a result of past events and it is probable that an outflow of resources embodying economic benefits will be required to settle the obligation and a reliable estimate can be made of the amount of obligation.

Provisions are measured at the present value of management's best estimates of the expenditure required to settle the present obligation at the end of the reporting period.

Contingent liability is not recognised but disclosed in the case of:

- (i) A present obligation that arising out of past events, when it is not probable that an outflow of resources embodying economic benefits will be required to settle the obligation,
- (ii) A present obligation that arising out of past events, when no reliable estimate of the amount is possible,
- (iii) A possible obligation arising from past events unless the probability of outflow of resources is remote.

Provisions, contingent liabilities and contingent assets are reviewed at each balance sheet date.

### 1.3.10: Earnings per share (EPS)

Basic earnings per share is calculated by dividing the net profit/loss for the year attributable to equity shareholders of the company by the weighted average number of equity shares outstanding during the financial year.

The weighted average number of equity shares outstanding during the year/period and all periods presented is adjusted for events, such as bonus equity shares, other than the conversion of potential equity shares that have changed the no. of equity shares outstanding without a corresponding change in resources.

## 1.4 Recent accounting pronouncements

Ministry of Corporate Affairs ("MCA") notifies new standards or amendments to the existing standards under Companies (Indian Accounting Standards) Rules as issued from time to time.

For the year ended March 31, 2026, MCA has notified amendments to existing Indian Accounting standards. effective from April 1, 2025, and some provisions specifically impacting to financial year 2026–27 onward.

- (a) Ind AS 1: Presentation of Financial Statements: This amendment relating to Liability classification (current vs non-current) which is now strictly based on rights available to defer settlement at the reporting date. New disclosures required related to Non -current Loan liability subject to future covenants.
- (b) Ind AS 7–Statement of Cash Flows and Ind AS 107: Financial Instruments Disclosures- This amendment relating to new disclosure requirements relating to supplier finance arrangements to enhance transparency about their impact on an entity's liabilities, cash flows and liquidity risk exposure.
- (c) Ind AS 12 – Income Taxes - This amendment relating to specific guidance in relation to the global minimum tax framework developed under the OECD's Pillar Two model rules.
- (d) Ind AS 29- The Effects of Changes in Foreign Exchange Rates- This amendment related to Lack of exchangeability and clarifies how to determine when a currency is not exchangeable and how to estimate spot rates in such cases—with enhanced disclosure requirements.

The company has reviewed the new pronouncements and based on its evaluation it has determined that these are not have any impact on the financial statements of the company.

# PNB FINANCE AND INDUSTRIES LIMITED

## 2. CASH AND BANK BALANCES

(₹ in lakh)

| Particulars  | As at<br>March 31, 2026 | As at<br>March 31, 2025 |
|--|-------------------------|-------------------------|
| <b>2 (I) : Cash and cash equivalents</b>                           |                         |                         |
| Balances with HDFC bank in current account                         | 6.69                    | 1.49                    |
| <b>Sub total-I</b>   | <b>6.69</b>             | <b>1.49</b>             |
| <b>2 (II) : Bank balance other than above (I)</b>                  |                         |                         |
| Fixed deposits with HDFC bank (Maturity: Nov 11, 2025)             | -                       | 5.41                    |
| Fixed deposits with HDFC bank (Maturity: Sep 10, 2025)             | -                       | 324.01                  |
| Fixed deposits with HDFC bank (Maturity: March 20, 2027)           | 625.00                  | 625.00                  |
| Earmarked balances with HDFC Bank (in unclaimed dividend accounts) | 1.05                    | 1.37                    |
| <b>Sub total-II</b>  | <b>626.05</b>           | <b>955.79</b>           |
| <b>Total (I+II)</b>  | <b>632.74</b>           | <b>957.28</b>           |

## 3. INVESTMENTS

(Investment in India & other than trade)

| Particulars   | Face value per<br>Unit/share<br>(in ₹) | As at<br>March 31, 2026  |                      | As at<br>March 31, 2025  |                      |
|---|--|--------------------------|----------------------|--------------------------|----------------------|
|   |  | Units/<br>shares in No.* | Value<br>(₹ in lakh) | Units/<br>shares in No.* | Value<br>(₹ in lakh) |
| <b>(1) In debt mutual funds</b>   |  |                          |                      |                          |                      |
| <b>Unquoted</b>   |  |                          |                      |                          |                      |
| <b>(Carried at fair value through OCI (FVTOCI))</b>   |  |                          |                      |                          |                      |
| <b>Non current</b>  |  |                          |                      |                          |                      |
| Bandhan Medium Duration Fund - Growth-Direct (Earlier Bandhan/<br>IDFC Bond Fund/IDFC Super Savings Income Fund- MTP) | 10                                     | 32,755                   | 16.81                | 8,86,923                 | 432.14               |
| Kotak Banking & PSU Debt Fund - Direct- Growth  | 10                                     | 99,693                   | 70.49                | 25,29,313                | 1,684.34             |
| Axis Treasury Advantage Fund - Dir - Growth   | 1,000                                  | 343                      | 11.66                | -                        | -                    |
| Nippon India Nivesh Lakshya Fund - Direct-Growth  | 10                                     | 64,325                   | 11.47                | 64,325                   | 11.64                |
| <b>Total [1]</b>  |  |                          | <b>110.43</b>        |                          | <b>2,128.12</b>      |
| <b>(1A) In other debt fund - [alternative investment fund]</b>  |  |                          |                      |                          |                      |
| <b>Unquoted</b>   |  |                          |                      |                          |                      |
| <b>(Carried at fair value through PL (FVTPL))</b>   |  |                          |                      |                          |                      |
| <b>Non current</b>  |  |                          |                      |                          |                      |
| 360 One Income Opportunities Fund-Series 5 (Category II Class A3)   | 10                                     | 68,69,364                | 775.38               | -                        | -                    |
| Aventus Structured Credit Fund III-(Category II Class A3)   | 1,00,000                               | 600                      | 629.01               | -                        | -                    |
| Add : Income accrued  |  |                          |                      |                          |                      |
| <b>Total [1A]</b>   |  |                          | <b>1,404.39</b>      |                          | <b>-</b>             |
| <b>(2) In equity mutual funds</b>   |  |                          |                      |                          |                      |
| <b>Unquoted</b>   |  |                          |                      |                          |                      |
| <b>(Carried at fair value through OCI (FVTOCI))</b>   |  |                          |                      |                          |                      |
| <b>Non current</b>  |  |                          |                      |                          |                      |
| HDFC Nifty 50 Index Fund-Direct Plan  | 10                                     | 6,78,545                 | 1,473.25             | 6,78,545                 | 1,538.02             |
| UTI Nifty 50 Index Fund - Direct - Growth   | 10                                     | 13,19,299                | 2,059.64             | 13,19,299                | 2,149.24             |
| UTI Nifty Next 50 Index Fund - Direct - Growth  | 10                                     | 1,30,834                 | 29.26                | 1,30,834                 | 30.35                |
| SBI Nifty Index Fund - Direct Plan- Growth  | 10                                     | 7,47,051                 | 1,550.21             | 7,47,051                 | 1,618.92             |
| ICICI Prudential Large Cap Fund- Direct Plan Growth<br>(Erstwhile ICICI Prudential Bluechip Fund)                     | 10                                     | 27,02,728                | 2,975.97             | 27,02,728                | 3,049.49             |
| Nippon India Large Cap Fund - Direct - Growth   | 10                                     | 38,472                   | 35.18                | 38,472                   | 35.73                |
| <b>Total [2]</b>  |  |                          | <b>8,123.51</b>      |                          | <b>8,421.75</b>      |

# PNB FINANCE AND INDUSTRIES LIMITED

| Particulars   | Face value per Unit/share (in ₹) | As at March 31, 2026 |                   | As at March 31, 2025 |                   |
|---|----------------------------------|----------------------|-------------------|----------------------|-------------------|
|   |                                  | Units/shares in No.* | Value (₹ in lakh) | Units/shares in No.* | Value (₹ in lakh) |
| <b>(2A) In other equity fund -[alternative investment fund]</b>                               |                                  |                      |                   |                      |                   |
| <b>Unquoted</b>   |                                  |                      |                   |                      |                   |
| <b>(Carried at fair value through OCI (FVTOCI))</b>   |                                  |                      |                   |                      |                   |
| <b>Non current</b>  |                                  |                      |                   |                      |                   |
| Amara Partners Growth Fund-I (Category II Class A1)   | 1,000                            | 20,170               | 272.92            | 20,170               | 173.78            |
| Add : Income accrued  |                                  |                      |                   |                      |                   |
| <b>Total [2A]</b>   |                                  |                      | 272.92            |                      | 173.78            |
| <b>(3) In equity shares @</b>   |                                  |                      |                   |                      |                   |
| <b>(a) Quoted</b>   |                                  |                      |                   |                      |                   |
| <b>(Carried at fair value through OCI (FVTOCI))</b>   |                                  |                      |                   |                      |                   |
| <b>Non current</b>  |                                  |                      |                   |                      |                   |
| <b>Fully paid up shares of :</b>  |                                  |                      |                   |                      |                   |
| Camac Commercial Company Ltd.   | 10                               | 35,000               | 9,428.65          | 35,000               | 8,628.86          |
| HDFC Bank Ltd. (In C.Y. holding includes 24,38,280 no. of Bonus shares received in ratio 1:1) | 1                                | 48,76,560            | 35,674.47         | 24,38,280            | 44,576.63         |
| ICICI Bank Ltd.   | 2                                | 1,38,900             | 1,675.00          | 1,38,900             | 1,872.86          |
| Tata Consultancy Services Ltd.  | 1                                | -                    | -                 | 5,268                | 189.97            |
| Susmit Trading Ltd.@@   | 10                               | -                    | -                 | 29,400               | -                 |
| <b>Total [3(a)]</b>   |                                  |                      | 46,778.12         |                      | 55,268.32         |
| <b>(3) In equity shares @</b>   |                                  |                      |                   |                      |                   |
| <b>(b) Unquoted</b>   |                                  |                      |                   |                      |                   |
| <b>(Carried at fair value through OCI (FVTOCI))</b>   |                                  |                      |                   |                      |                   |
| <b>Non current</b>  |                                  |                      |                   |                      |                   |
| <b>Fully paid up shares of :</b>  |                                  |                      |                   |                      |                   |
| Bennett, Coleman & Co Ltd. (includes bonus shares-2,66,63,976 )                               | 10                               | 2,66,65,848          | 1,30,662.65       | 2,66,65,848          | 1,15,575.12       |
| Ashoka Viniyoga Ltd.  | 10                               | 55,000               | 19,159.25         | 55,000               | 15,050.84         |
| Excel Publishing House Ltd.   | 10                               | 23,500               | 330.18            | 23,500               | 320.85            |
| Artee Viniyoga Ltd.   | 10                               | 2,49,860             | 3,070.78          | 2,49,860             | 2,864.77          |
| Bennett Property Holdings Company Ltd.#   | 10                               | 44,44,308            | 13,510.70         | 44,44,308            | 16,789.26         |
| Pearl Printwell Ltd.  | 10                               | 19,800               | 294.23            | 19,800               | 286.99            |
| Sahu Jain Services Ltd.   | 10                               | 7,400                | 801.12            | 7,400                | 774.26            |
| Times Publishing House Ltd  | 10                               | 23,880               | 1,089.64          | 23,880               | 949.71            |
| Fourth Estate Ltd   | 100                              | 5,700                | 739.69            | 5,700                | 724.64            |
| NSE Limited   | 1                                | 1,00,000             | 2,054.00          | -                    | -                 |
| Nandavrat Properties and Developers Ltd.  | 10                               | 69,990               | 9.80              | 69,990               | 9.41              |
| Shantiniketan Estate Ltd.   | 100                              | 875                  | 11.31             | 875                  | 10.47             |
| Bennett Advisory Services Ltd.  | 10                               | 9,750                | 3.22              | 9,750                | 2.93              |
| <b>Total [3(b)]</b>   |                                  |                      | 1,71,736.57       |                      | 1,53,359.25       |

## PNB FINANCE AND INDUSTRIES LIMITED

| Particulars  | Face value per Unit/share (in ₹) | As at March 31, 2026 |                    | As at March 31, 2025 |                    |
|--|----------------------------------|----------------------|--------------------|----------------------|--------------------|
|  |                                  | Units/shares in No.* | Value (₹ in lakh)  | Units/shares in No.* | Value (₹ in lakh)  |
| <b>(4) Investments in subsidiaries (wholly owned)</b>  |                                  |                      |                    |                      |                    |
| Equity shares - unquoted                               |                                  |                      |                    |                      |                    |
| (Carried at cost)                                      |                                  |                      |                    |                      |                    |
| Non current  |                                  |                      |                    |                      |                    |
| Fully paid up shares of :                              |                                  |                      |                    |                      |                    |
| Punjab Mercantile & Traders Ltd.                       | 10                               | 51,696               | 624.04             | 51,696               | 624.04             |
| Esoterica Services Ltd.                                | 10                               | 2,00,000             | 20.00              | 2,00,000             | 20.00              |
| <b>Total [4]</b>                                       |                                  |                      | <b>644.04</b>      |                      | <b>644.04</b>      |
| <b>(5) Other investment</b>                            |                                  |                      |                    |                      |                    |
| Non current  |                                  |                      |                    |                      |                    |
| (Carried at cost)                                      |                                  |                      |                    |                      |                    |
| Investment in paintings                                |                                  |                      | 8.00               |                      | 8.00               |
| <b>Total [5]</b>                                       |                                  |                      | <b>8.00</b>        |                      | <b>8.00</b>        |
| <b>Grand total (1+1A+2+2A+3(a)+3(b)+4+5)</b>           |                                  |                      | <b>2,29,077.98</b> |                      | <b>2,20,003.26</b> |
| <b>Summary of investments:</b>                         |                                  |                      |                    |                      |                    |
| <b>Total investments measured &amp; carried:</b>       |                                  |                      |                    |                      |                    |
| At fair value through PL (FVTPL)                       |                                  |                      | 1,404.39           |                      | -                  |
| At fair value through OCI (FVTOCI)                     |                                  |                      | 2,27,021.55        |                      | 2,19,351.22        |
| At amortised cost                                      |                                  |                      | -                  |                      | -                  |
| At cost  |                                  |                      | 652.04             |                      | 652.04             |
| <b>Total</b>   |                                  |                      | <b>2,29,077.98</b> |                      | <b>2,20,003.26</b> |
| <b>Category of Investments :</b>                       |                                  |                      |                    |                      |                    |
| In Equity shares                                       |                                  |                      | 2,19,158.73        |                      | 2,09,271.61        |
| In Mutual Funds  |                                  |                      | 8,233.94           |                      | 10,549.87          |
| In Other Funds(alternative investment fund)            |                                  |                      | 1,677.31           |                      | 173.78             |
| In Others (Paintings)                                  |                                  |                      | 8.00               |                      | 8.00               |
| <b>Total</b>   |                                  |                      | <b>2,29,077.98</b> |                      | <b>2,20,003.26</b> |
| <b>Total Investments as Current &amp; Non-current:</b> |                                  |                      |                    |                      |                    |
| Current (within 12 months)                             |                                  |                      | -                  |                      | -                  |
| Non -current (long term)                               |                                  |                      | 2,29,077.98        |                      | 2,20,003.26        |
| <b>Total</b>   |                                  |                      | <b>2,29,077.98</b> |                      | <b>2,20,003.26</b> |
| <b>Total investments as quoted and unquoted:</b>       |                                  |                      |                    |                      |                    |
| Quoted   |                                  |                      | 46,778.12          |                      | 55,268.32          |
| Unquoted   |                                  |                      | 1,82,299.86        |                      | 1,64,734.94        |
| <b>Total</b>   |                                  |                      | <b>2,29,077.98</b> |                      | <b>2,20,003.26</b> |

\*Units are rounded off to the nearest unit.

# In pursuance of scheme of arrangement entered between Bennett, Coleman & Co. Ltd. (BCCL) and Bennett Property Holdings Company Limited (BPHCL) as approved by the Bombay High Court order dated December 02, 2011 the Company has received shares of BPHCL in proportion of 1:6.

@ The fair value change of investment in unquoted equity shares and those quoted shares, which have not been traded / no latest quotes are available, has been considered based on latest available audited/unaudited financial statements of the respective investee companies. Further, fair value of Investment in those unquoted shares, which are acquired within one year has been considered at acquisition price.

@@ During the current financial year, investment in equity shares of "Susmit Trading Ltd" has been written off and accordingly, loss of ₹ 0.74 Lakh (loss as cost of Investment on write off) on Equity Instruments (Equity shares) have been booked and routed through "Other Comprehensive Income (OCI)" under statement of profit and loss.

# PNB FINANCE AND INDUSTRIES LIMITED

| Particulars  | As at<br>March 31, 2026<br>(₹ in lakh) | As at<br>March 31, 2025<br>(₹ in lakh) |
|--|--|--|
| <b>4. OTHER FINANCIAL ASSETS</b>   |  |  |
| Interest accrued on bank fixed deposits #  | 131.98                                 | 97.85                                  |
| <b>Total</b>   | <u>131.98</u>                          | <u>97.85</u>                           |
| # includes Interest accrued on bank fixed deposits for ₹ Nil (P.Y. ₹ 81.73 Lakh), which is receivable after 12 months.               |  |  |
| <b>5. CURRENT TAX ASSETS (NET)</b>   |  |  |
| (Unsecured, considered good)   |  |  |
| Advance income tax & TDS   | 1.43                                   | 173.12                                 |
| Provision for income tax   | -                                      | (165.52)                               |
| <b>Total</b>   | <u>1.43</u>                            | <u>7.60</u>                            |
| <b>6. DEFERRED TAX ASSETS (NET)</b>  |  |  |
| Deferred tax assets (net) on account of deductible temporary difference between tax base and carrying amount of assets/liabilities : |  |  |
| On employee benefits liabilities (gratuity & leave encashment)   | 9.89                                   | 6.12                                   |
| On property, plant and equipments  | 0.06                                   | 0.08                                   |
| <b>Total</b>   | <u>9.95</u>                            | <u>6.20</u>                            |

| Particulars                              | Tangible Assets                              |                        | Total<br>(₹ in lakh) |
|--|--|------------------------|----------------------|
|  | Office equipments<br>(computers &<br>others) | Furniture<br>& fixture |                      |
| <b>7. PROPERTY, PLANT AND EQUIPMENTS</b> |  |                        |                      |
| <b>At cost</b>                           |  |                        |                      |
| <b><u>Gross carrying amount</u></b>      |  |                        |                      |
| Balance as at March 31, 2024             | 4.63   | 0.30                   | 4.93                 |
| Addition during the year                 | -  | -                      | -                    |
| Deletion/disposal during the year        | -  | -                      | -                    |
| <b>Balance as at March 31, 2025</b>      | <u>4.63</u>                                  | <u>0.30</u>            | <u>4.93</u>          |
| Addition during the year                 | -  | -                      | -                    |
| Deletion/disposal during the year        | -  | -                      | -                    |
| <b>Balance as at March 31, 2026</b>      | <u>4.63</u>                                  | <u>0.30</u>            | <u>4.93</u>          |
| <b><u>Accumulated depreciation</u></b>   |  |                        |                      |
| Balance as at March 31, 2024             | 4.44   | 0.16                   | 4.60                 |
| Addition during the year                 | 0.14   | 0.03                   | 0.17                 |
| Deletion/disposal during the year        | -  | -                      | -                    |
| <b>Adjustment during the year</b>        | <u>(0.03)</u>                                | <u>0.03</u>            | <u>-</u>             |
| Balance as at March 31, 2025             | 4.55   | 0.22                   | 4.77                 |
| Addition during the year                 | 0.00   | 0.02                   | 0.02                 |
| Deletion/disposal during the year        | -  | -                      | -                    |
| <b>Balance as at March 31, 2026</b>      | <u>4.55</u>                                  | <u>0.24</u>            | <u>4.79</u>          |
| <b><u>Net carrying amount</u></b>        |  |                        |                      |
| <b>As at March 31, 2026</b>              | <b>0.08</b>                                  | <b>0.06</b>            | <b>0.14</b>          |
| As at March 31, 2025                     | 0.08   | 0.08                   | 0.16                 |
| As at March 31, 2024                     | 0.19   | 0.14                   | 0.33                 |

# PNB FINANCE AND INDUSTRIES LIMITED

| Particulars   | As at<br>March 31, 2026<br>(₹ in lakh) | As at<br>March 31, 2025<br>(₹ in lakh) |
|---|--|--|
| <b>8. OTHER NON-FINANCIAL ASSETS</b>  |  |  |
| (Unsecured, considered good)  |  |  |
| Staff advance   | 5.00                                   | 9.00                                   |
| Prepaid expenses  | 1.95                                   | 1.97                                   |
| Amount deposited with SEBI, as per SAT Order \$                                     | 305.00                                 | 305.00                                 |
| Other receivables (advance for expenses)  | 0.02                                   | 0.25                                   |
| <b>Total</b>  | <b>311.97</b>                          | <b>316.22</b>                          |
| \$ Refer "Note -28 : Contingent liabilities & commitments" for detailed disclosure. |  |  |
| <b>9. OTHER PAYABLES</b>  |  |  |
| Payable to micro and small enterprises #  | -                                      | -                                      |
| Payable to others   | 2.03                                   | 14.53                                  |
| <b>Total</b>  | <b>2.03</b>                            | <b>14.53</b>                           |

### Other payables ageing as at March 31, 2026

| Particulars                          | MSME | Others      | Disputed dues<br>– MSME | Disputed dues<br>- Others | Total       |
|--------------------------------------|------|-------------|-------------------------|---------------------------|-------------|
| Outstanding from due date of payment |      |             |                         |                           |             |
| Less than 1 year                     | -    | 2.03        | -                       | -                         | 2.03        |
| 1-2 years                            | -    | -           | -                       | -                         | -           |
| 2-3 years                            | -    | -           | -                       | -                         | -           |
| More than 3 years                    | -    | -           | -                       | -                         | -           |
| <b>Total</b>                         | -    | <b>2.03</b> | -                       | -                         | <b>2.03</b> |

### Other payables ageing as at March 31, 2025

| Particulars                          | MSME | Others       | Disputed dues<br>– MSME | Disputed dues -<br>Others | Total        |
|--------------------------------------|------|--------------|-------------------------|---------------------------|--------------|
| Outstanding from due date of payment |      |              |                         |                           |              |
| Less than 1 year                     | -    | 14.53        | -                       | -                         | 14.53        |
| 1-2 years                            | -    | -            | -                       | -                         | -            |
| 2-3 years                            | -    | -            | -                       | -                         | -            |
| More than 3 years                    | -    | -            | -                       | -                         | -            |
| <b>Total</b>                         | -    | <b>14.53</b> | -                       | -                         | <b>14.53</b> |

# Based on the information available with the Company in respect of micro, small and medium enterprises, there are no outstanding / delays in payment of dues to such enterprises. The required details as per The MSMED, 2006 is given below :

# PNB FINANCE AND INDUSTRIES LIMITED

| Particulars  | As at<br>March 31, 2026<br>(₹ in lakh) | As at<br>March 31, 2025<br>(₹ in lakh) |
|--|--|--|
| <b><u>Dues to micro, small and medium enterprise under the MSMED Act, 2006</u></b>   |  |  |
| a) Interest paid and payments made to the supplier beyond the appointed day.   | Nil                                    | Nil                                    |
| b) Interest due and payable for delay (which has been paid but beyond the appointed day), but without adding the interest under the MSMED Act. | Nil                                    | Nil                                    |
| c) Amount due and unpaid at the end of accounting year :   | Nil                                    | Nil                                    |
| - Principal amount and Interest due  |  |  |
| - Interest accrued and remaining unpaid  |  |  |
| d) Interest remaining due and payable even in the succeeding years.  | Nil                                    | Nil                                    |
| <br>   |  |  |
| Particulars  | As at<br>March 31, 2026<br>(₹ in lakh) | As at<br>March 31, 2025<br>(₹ in lakh) |
| <b>10. OTHER FINANCIAL LIABILITIES</b>   |  |  |
| Unpaid dividends*  | 1.05                                   | 1.37                                   |
| <b>Total</b>   | <u>1.05</u>                            | <u>1.37</u>                            |
| * Unclaimed portion only   |  |  |
| <b>10A CURRENT TAX LIABILITIES (NET)</b>   |  |  |
| Provision for Income Tax   | 289.36                                 | -                                      |
| Less : Advance Income Tax & TDS  | (284.91)                               | -                                      |
| <b>Total</b>   | <u>4.45</u>                            | <u>-</u>                               |
| <b>11. PROVISIONS</b>  |  |  |
| <u>Provision for employee benefits</u>   |  |  |
| - for leave encashment #   | 9.53                                   | 6.23                                   |
| - for gratuity #   | 29.75                                  | 18.07                                  |
| <b>Total</b>   | <u>39.28</u>                           | <u>24.30</u>                           |
| # Refer note- 30 for detailed disclosures.   |  |  |
| <b>12. DEFERRED TAX LIABILITIES</b>  |  |  |
| Deferred tax liabilities on account of deductible temporary difference between tax base and carrying amount of assets/liabilities :            |  |  |
| Investment in debt instruments (measured at FVTOCI)  | 5.18                                   | 108.22                                 |
| Investment in equity instruments (measured at FVTOCI)  | 30,753.51                              | 29,567.17                              |
| Investment in debt instruments (measured at FVTPL)   | 4.99                                   | -                                      |
| <b>Total</b>   | <u>30,763.68</u>                       | <u>29,675.39</u>                       |

# PNB FINANCE AND INDUSTRIES LIMITED

| Particulars  | As at<br>March 31, 2026<br>(₹ in lakh) | As at<br>March 31, 2025<br>(₹ in lakh) |
|--|--|--|
| <b>13. OTHER NON-FINANCIAL LIABILITIES</b>   |  |  |
| <b>Others</b>  |  |  |
| TDS payable  | 1.67                                   | 2.72                                   |
| GST payable  | -                                      | 2.48                                   |
| Provident fund payable   | 0.60                                   | 0.53                                   |
| Other payables   | -                                      | 0.04                                   |
| <b>Total</b>   | <b>2.27</b>                            | <b>5.77</b>                            |
| <b>14. SHARE CAPITAL</b>   |  |  |
| <b>Equity share capital</b>  |  |  |
| <b>Authorised share capital</b>  |  |  |
| 50,00,000 (P.Y. -50,00,000) equity shares of ₹ 10 each   | 500.00                                 | 500.00                                 |
| <b>Total</b>   | <b>500.00</b>                          | <b>500.00</b>                          |
| <b>Issued share capital</b>  |  |  |
| 32,00,000 (P.Y. -32,00,000) shares of ₹10 each   | 320.00                                 | 320.00                                 |
| <b>Total</b>   | <b>320.00</b>                          | <b>320.00</b>                          |
| <b>Subscribed &amp; fully paid share capital</b>   |  |  |
| a) 8,01,288.5 (P.Y. - 8,01,288.5) shares of ₹ 10 each fully paid up. (On reduction of share capital through High Court order dated 15-11-1973)   | 80.13                                  | 80.13                                  |
| b) 23,98,711.5 (P.Y.-23,98,711.5) shares of ₹ 10 each fully paid up (including 131 equity shares of ₹ 10 each in the form of fractional coupons) | 239.87                                 | 239.87                                 |
| <b>Total</b>   | <b>320.00</b>                          | <b>320.00</b>                          |

**(i) Terms/rights attached to equity shares**

The Company has only one class of equity shares having a par value of ₹ 10 per share. Each holder of equity shares is entitled to one vote per share.

In the event of the liquidation of the Company, the holders of equity shares will be entitled to remaining assets of the company, after meeting all liabilities.

**(ii) Reconciliation of equity shares held at the beginning and at the end of the year**

| Particulars                  | As at March 31, 2026 |           | As at March 31, 2025 |           |
|------------------------------|----------------------|-----------|----------------------|-----------|
|                              | No. of shares        | ₹ in lakh | No. of shares        | ₹ in lakh |
| At the beginning of the year | 32,00,000            | 320.00    | 32,00,000            | 320.00    |
| Movement during the year     | -                    | -         | -                    | -         |
| At the end of the year       | 32,00,000            | 320.00    | 32,00,000            | 320.00    |

**(iii)** There is no change in the share capital in the period of five years immediately preceding the date as at which the balance sheet is prepared. There has been no allotment of shares pursuant to contract(s) without payment being received in cash or by way of bonus issue and no shares have been bought back in the five years immediately preceding the balance sheet date i.e. March 31, 2026.

**(iv)** No dividend has been declared during the year ended March 31, 2026 (during the previous year ended March 31, 2025- Nil). As and when the company proposes the payment of dividend, the same will be paid in Indian rupees.

# PNB FINANCE AND INDUSTRIES LIMITED

(v) **Details of shareholders holding more than 5 % shares in the Company**

| Name of the shareholders         | As at March 31, 2026 | As at March 31, 2025 |
|----------------------------------|----------------------|----------------------|
|                                  | No. of shares        | No. of shares        |
| Artee Viniyoga Limited           | 8,01,710             | 8,01,710             |
| Ashoka Viniyoga Limited          | 6,51,660             | 6,51,660             |
| Camac Commercial Company Limited | 5,20,000             | 5,20,000             |
| Mr. Samir Jain                   | 5,18,827             | 5,18,827             |
| Mrs. Meera Jain                  | 2,73,604             | 2,73,604             |
| Combine Holding Limited          | 1,61,437             | 1,61,437             |

(v) **Details of shareholding of promoters in the Company**

| Promoter name | As at March 31, 2026 |                   |                          | As at March 31, 2025 |                   |                          |
|---------------|----------------------|-------------------|--------------------------|----------------------|-------------------|--------------------------|
|               | No. of shares held   | % of total shares | % change during the year | No. of shares held   | % of total shares | % change during the year |
| NIL           | NIL                  | NIL               | NIL                      | NIL                  | NIL               | NIL                      |

| Particulars   | As at<br>March 31, 2026<br>(₹ in lakh) | As at<br>March 31, 2025<br>(₹ in lakh) |
|---|--|--|
| <b>15. OTHER EQUITY</b>   |  |  |
| <b><u>I. Reserve &amp; Surplus</u></b>  |  |  |
| <b><u>A. Securities premium</u></b>   |  |  |
| Balance as per last financial statements  | 103.91                                 | 103.91                                 |
| Add/less : addition/(adjustment) during the year  | -                                      | -                                      |
| <b>Balance at the end of the year</b>   | <b>103.91</b>                          | <b>103.91</b>                          |
| <b><u>B. General reserve</u></b>  |  |  |
| Balance as per last financial statements  | 1,575.16                               | 1,555.16                               |
| Add/less : addition/(adjustment) during the year  | 20.00                                  | 20.00                                  |
| <b>Balance at the end of the year</b>   | <b>1,595.16</b>                        | <b>1,575.16</b>                        |
| <b><u>C. Special reserve u/s 45-IC of RBI Act,1934</u></b>                                    |  |  |
| Balance as per last financial statements  | 2,719.97                               | 2,574.24                               |
| Add/less : addition/(adjustment) during the year  | 239.33                                 | 145.73                                 |
| <b>Balance at the end of the year</b>   | <b>2,959.30</b>                        | <b>2,719.97</b>                        |
| <b><u>D. Retained earnings (surplus)</u></b>  |  |  |
| Balance as per last financial statements  | 9,103.33                               | 8,538.92                               |
| Add - profit for the year   | 1,196.66                               | 688.88                                 |
| Add - other adjustments (earlier year)  | 0.74                                   | 0.02                                   |
| <b>Item of OCI recognised directly in retained earnings</b>                                   |  |  |
| Add : remeasurement of the defined benefit plans (net of deferred tax) for the year           | (0.59)                                 | 1.49                                   |
| Add : profit/(loss) (net of tax) transferred from OCI on write off/sale of equity instruments | (2.83)                                 | 39.76                                  |
| Less:- transfer to general reserve  | (20.00)                                | (20.00)                                |
| Less:- transfer to special reserve  | (239.33)                               | (145.73)                               |
| Rounding off  | -                                      | (0.01)                                 |
| <b>Balance at the end of the year</b>   | <b>10,037.98</b>                       | <b>9,103.33</b>                        |
| <b>Total reserve &amp; surplus at the end of the year (I= A+B+C+D)</b>                        | <b>14,696.35</b>                       | <b>13,502.37</b>                       |

# PNB FINANCE AND INDUSTRIES LIMITED

| Particulars  | As at<br>March 31, 2026<br>(₹ in lakh) | As at<br>March 31, 2025<br>(₹ in lakh) |
|--|--|--|
| <b><u>Break up of Total Reserve &amp; Surplus</u></b>                      |  |  |
| Unrealised gain(net of deferred tax liability) on AIF Debt Funds (FVTPL)   | 14.83                                  | -                                      |
| All other balances   | <u>14,681.52</u>                       | <u>13,502.37</u>                       |
| <b>Total</b>   | <u>14,696.35</u>                       | <u>13,502.37</u>                       |
| <b><u>II. Accumulated balance of other comprehensive income (OCI)</u></b>  |  |  |
| <b>(E) Debt instruments through OCI</b>                                    |  |  |
| <b>Opening balance</b>   | 648.57                                 | 738.40                                 |
| Add: fair value changes in debt instruments through OCI for the year       | 62.31                                  | 213.68                                 |
| Less: reclassified to profit or loss from OCI on sale                      | (782.86)                               | (406.67)                               |
| Less: deferred tax effect on above   | <u>103.04</u>                          | <u>103.16</u>                          |
| <b>Closing balance at the end of the year</b>                              | <u>31.06</u>                           | <u>648.57</u>                          |
| <b>(F) Equity instruments through OCI</b>                                  |  |  |
| <b>Opening balance</b>   | 1,77,196.27                            | 1,38,642.44                            |
| Add : fair value changes on equity instruments through OCI for the year    | 8,296.09                               | 28,656.40                              |
| Less: deferred tax effect on above   | (1,186.34)                             | 9,897.43                               |
| Add :profit/(loss) on write off/ sale of equity instruments                | (3.30)                                 | 46.32                                  |
| Less: current tax effect on above  | 0.47                                   | (6.56)                                 |
| Less : profit/(loss) (net of current tax) transferred to retained earnings | <u>2.83</u>                            | <u>(39.76)</u>                         |
| <b>Closing balance at the end of the year</b>                              | <u>1,84,306.02</u>                     | <u>1,77,196.27</u>                     |
| <b>Total accumulated balance of OCI at the end of the year (II= E+F)</b>   | <u>1,84,337.08</u>                     | <u>1,77,844.84</u>                     |
| <b>Total other equity (I+II)</b>   | <u>1,99,033.43</u>                     | <u>1,91,347.21</u>                     |

## Nature and purpose of reserve

Nature and purpose of each reserve has been disclosed as part of the qualitative disclosure :

### Securities premium

It is created in earlier year, by amount of premium received upon issuance of equity shares. This can be utilised in accordance with provisions of the Act.

### General reserve

The Company continues to transfer certain percentage of profits to general reserve before declaring dividends. This can be utilised in accordance with provisions of the Act.

### Special reserve u/s 45-IC of RBI Act,1934.

The Company, being an NBFC company, has created a special reserve pursuant to section 45 IC the Reserve Bank of India Act, 1934 by transferring amount not less than twenty per cent of its net profit every year as disclosed in the statement of profit and loss.

As prescribed by Section 45 IC of the Reserve Bank of India Act, 1934, no appropriation of any sums from the Reserve Fund shall be made by company except for the purpose as may be specified by RBI from time to time.

### Retained earnings (surplus)

It is created out of accretion of profits or loss and represents the amount of accumulated earnings of the Company. It also includes effect of remeasurement of defined benefit obligations. This reserve can be utilised in accordance with provisions of the Act.

### Accumulated balance of other comprehensive income (OCI)- debt instruments

This reserve represents the cumulative unrealised gains (net of loss) on fair valuation of debt instruments (including debt mutual funds) measured at fair value through other comprehensive income (FVTOCI), net of amount reclassified, if any, to profit or loss, when those instruments are disposed off.

### Accumulated balance of other comprehensive income (OCI)- equity instruments

This reserve represents the cumulative unrealised gains (net of loss) on fair valuation of equity instruments measured at fair value through other comprehensive income (FVTOCI), net of amount reclassified, if any, to retained earnings when those instruments are disposed off.

# PNB FINANCE AND INDUSTRIES LIMITED

| Particulars  | For the year ended<br>March 31, 2026<br>(₹ in lakh) | For the year ended<br>March 31, 2025<br>(₹ in lakh) |
|--|---|---|
| <b>16. INTEREST INCOME</b>   |   |   |
| Interest income on investments in bonds/debentures<br>(investments measured at amortised cost) | -   | 29.05   |
| Interest income on deposits with bank  | 67.32   | 76.48   |
| <b>Total</b>   | <b>67.32</b>  | <b>105.53</b>                                       |
| <b>17. DIVIDEND INCOME</b>   |   |   |
| Dividend income from equity shares   | 714.36  | 495.89  |
| <b>Total</b>   | <b>714.36</b>                                       | <b>495.89</b>                                       |
| <b>18. NET GAIN ON FAIR VALUE CHANGES</b>  |   |   |
| (a) Net gain/(loss) on financial instruments at FVTPL: on trading portfolio                    | -   | -   |
| (b) Net gain/(loss) on financial instruments (AIF Debt funds) designated through FVTPL         | 19.82   | -   |
| (c) Others   |   |   |
| Distribution/ Income (net) from Investment in AIFs ( <b>Note A below</b> )                     | 64.54   | 1.30  |
| Gain(net) reclassified from OCI to profit or Loss on sale of investments in debt mutual funds  | 782.86  | 406.67  |
| <b>Total</b>   | <b>867.22</b>                                       | <b>407.97</b>                                       |
| <b><u>Break up of gains (net) :</u></b>  |   |   |
| Realised   | 818.63  | 407.97  |
| Unrealised   | 48.59   | -   |
| <b>Total</b>   | <b>867.22</b>                                       | <b>407.97</b>                                       |
| <b>Note A : Distribution/ income (net) from investment in AIFs</b>                             |   |   |
| Share of gross income from investment in AIFs  | 77.40   | 1.30  |
| Less : Share of expense attributable to Gross Income from Investment in AIFs                   | (12.86)   | -   |
| <b>Income (net) reported above</b>   | <b>64.54</b>  | <b>1.30</b>   |
| <b>19. OTHERS (INCOME)</b>   |   |   |
| Interest on income tax refund  | -   | 2.61  |
| Provisions no longer required written back   | 0.05  | -   |
| Miscellaneous income   | 0.22  | -   |
| <b>Total</b>   | <b>0.27</b>   | <b>2.61</b>   |

# PNB FINANCE AND INDUSTRIES LIMITED

| Particulars   | For the year ended<br>March 31, 2026<br>(₹ in lakh) | For the year ended<br>March 31, 2025<br>(₹ in lakh) |
|---|---|---|
| <b>20. EMPLOYEE BENEFITS EXPENSE#</b>   |   |   |
| Salaries  | 86.75   | 76.18   |
| Contribution to provident and other funds   | 3.68  | 3.25  |
| Provision for gratuity and leave encashment   | 2.13  | 2.11  |
| Staff welfare expenses  | 3.09  | 2.60  |
| <b>Total</b>  | <u>95.65</u>  | <u>84.14</u>  |
| # Includes Remuneration to Whole Time Director of ₹ Nil during current financial year (₹ 14.88 lakh for the period from April 01, 2024 till August 27, 2024 during previous financial year ended March 31, 2025). |   |   |
| <b>21. DEPRECIATION AND AMORTISATION EXPENSES</b>   |   |   |
| Depreciation on property, plant and equipments (refer note -7 )   | 0.02  | 0.17  |
| <b>Total</b>  | <u>0.02</u>   | <u>0.17</u>   |
| <b>22. OTHER EXPENSES</b>   |   |   |
| Director's sitting Fee  | 2.20  | 4.20  |
| Legal and professional charges  | 25.50   | 42.58   |
| Travelling & conveyance expenses  | 7.02  | 7.33  |
| GST paid under reverse charge   | 3.82  | 7.28  |
| AGM expenses  | -   | 0.01  |
| Printing & stationery   | 0.20  | 0.27  |
| Postage & telephone and internet charges  | 0.97  | 0.97  |
| Advertisement expenses  | 1.99  | 1.08  |
| Listing fees  | 0.47  | 0.47  |
| Custodian fees  | 0.21  | 0.21  |
| Document storage charges  | 1.51  | 1.78  |
| Software charges  | 2.29  | 2.33  |
| Filing fees   | 0.10  | 0.16  |
| Rent Paid   | 0.04  | -   |
| Auditors remuneration \$  | 0.85  | 0.94  |
| CSR contribution 2025-26 \$\$   | 5.66  | -   |
| CSR contribution 2024-25 \$\$   | -   | 8.83  |
| Miscellaneous expenses  | 0.67  | 1.28  |
| <b>Total</b>  | <u>53.50</u>  | <u>79.72</u>  |
| <b>\$ Auditors remuneration (inclusive of GST):</b>   |   |   |
| As auditor  |   |   |
| Audit fees  | 0.48  | 0.48  |
| Limited review fees   | 0.24  | 0.24  |
| Other service fees (including certification fees)   | -   | 0.08  |
| Out of pocket expenses  | -   | -   |
| GST on above  | 0.13  | 0.14  |
| <b>Total</b>  | <u>0.85</u>   | <u>0.94</u>   |

# PNB FINANCE AND INDUSTRIES LIMITED

| Particulars   | For the year ended<br>March 31, 2026<br>(₹ in lakh)                      | For the year ended<br>March 31, 2025<br>(₹ in lakh)               |
|---|--|---|
| <b>\$\$ Disclosure towards corporate social responsibility (CSR) activities :</b>                           |  |   |
| (a) Gross amount required to be spent as per section 135 of the Act, by the company during the year         | 5.66   | 8.83  |
| (b) Amount of expenditure incurred (contributed in cash) during the year on :                               |  |   |
| (i) Construction /acquisition of any asset  | -  | -   |
| (ii) On purpose other than above (i)  | 5.66   | 8.83  |
| (c) Amount shortfall (unspent) at the end of the year   | -  | -   |
| (d) Total of previous year shortfall  | -  | -   |
| (e) Reason for shortfall,   | -  | -   |
| (f) Nature of CSR activities  | <b>CSR amount has been contributed towards furtherance of education.</b> | CSR amount has been contributed towards furtherance of education. |
| (g) Details of related party transactions (e.g., contribution to a trust controlled by the Company)         | -  | -   |
| (h) Movement in provision, if any, towards any liability incurred by entering into a contractual obligation | -  | -   |
| <b>23. EXCEPTIONAL ITEMS (EXPENSE)</b>  |  |   |
| One time impact (gratuity & leave encashment) of notified labour codes (Note)                               | 12.07  | -   |
| <b>Total</b>  | <b>12.07</b>   | <b>-</b>  |

Note: Effective November 21, 2025, the Government of India has consolidated multiple existing labour legislations into a unified framework comprising four Labour Codes collectively referred to as the 'Notified Labour Codes'.

Due to change in the definition of "Wages" as per the notified Labour Codes, the company has assessed and estimated one time impact of past service for ₹ 12.07 lakh during the current financial year with respect to increase in Gratuity and Leave liability. Considering non-recurring nature of the impact, the Company has disclosed amount of such impact as expenses under Exceptional Items.

|   |           |           |
|---|-----------|-----------|
| <b>24. EARNINGS PER SHARE (EPS)</b>   |           |           |
| Profit after tax as per statement of profit and loss (₹ in lakh)  | 1,196.66  | 688.88    |
| Weighted average number of equity shares<br>(Face value per equity share ₹ 10/-)  | 32,00,000 | 32,00,000 |
| Basic EPS (in ₹)  | 37.40     | 21.53     |
| Diluted EPS (in ₹) #  | 37.40     | 21.53     |
| # The Company has not issued any potential equity shares, and accordingly, diluted earnings per share is equal to the basic earnings per share. |           |           |

## 25. SEGMENT INFORMATION

The Company is not carrying any business operations except generating income from investment of surplus funds and these activities fall in a single business segment. Segment performance evaluated based on profit or loss and is measured consistently with profit or loss in the financial statements. Hence, no separate disclosure is made under Segment reporting.

## 26. IMPAIRMENT OF ASSETS

The management is of the opinion that there is no impairment of assets as contemplated in Ind AS -38 "Impairment of Assets".

# PNB FINANCE AND INDUSTRIES LIMITED

## 27. DISCLOSURES AS REQUIRED BY IND AS -24 -“RELATED PARTY DISCLOSURE”

In accordance with Ind AS -24 “Related Party Disclosure”, disclosure of related parties & related party transactions entered into during the year are given below -

**(a) Related parties and nature of relationship**

**Subsidiary Companies**

1. Punjab Mercantile & Traders Ltd.
2. Esoterica Services Limited

**Key Management Personnel (KMP)**

| Name                     | Relationship  |
|--------------------------|---|
| Mr. Govind Swarup        | Director (Ceased to be director w.e.f. February 05, 2025) |
| Mr. Ashish Verma         | Director (Ceased to be director w.e.f. August 01, 2024)   |
| Ms. Saumya Agarwal       | Director  |
| Mr. Rakesh Dhamani       | Director  |
| Mr. Victor Alan Carvalho | Director (Appointed as director w.e.f. May 28, 2024)      |
| Mrs. Shweta Saxena       | Director (Ceased to be director w.e.f. August 28, 2024)   |
| Mrs. Shweta Saxena       | Company Secretary   |
| Mr. Viveka Nand Jha      | Chief Financial Officer                                   |
| Mr. Tarun Verma          | Manager   |

**(b) Related Party Transactions entered during the year in ordinary course of business and outstanding balances payable/ (receivable) at the end of the year**

(₹ in lakh)

| Name of the party   | Nature of transaction   | Transactions entered during the year ended on |                | Balance outstanding as at |                |
|---------------------|-------------------------|---|----------------|---------------------------|----------------|
|                     |                         | March 31, 2026                                | March 31, 2025 | March 31, 2026            | March 31, 2025 |
| Mr. Govind Swarup   | Director’s sitting fees | -   | 2.40           | -                         | -              |
| Mr. Ashish Verma    | Director’s sitting fees | -   | 0.40           | -                         | -              |
| Mrs. Saumya Agarwal | Director’s sitting fees | 2.20  | 1.40           | -                         | -              |
| Mrs. Shweta Saxena  | Remuneration (Note 1) # | 49.82   | 36.66          | -                         | -              |
| Mr. Viveka Nand Jha | Remuneration (Note 2) # | 31.81   | 33.94          | -                         | -              |
| Mr. Tarun Verma     | Remuneration #          | 5.02  | 4.78           | -                         | -              |

#Excluding PF and other retiral benefits.

Note 1: Remuneration for the current financial year includes deferred retention bonus for ₹ 9.00 lakh (Remuneration for the previous financial year includes deferred retention bonus - Nil) as per terms & conditions.

Note 2: Remuneration for the current financial year includes deferred retention bonus - Nil (Remuneration for the previous financial year includes deferred retention bonus of ₹ 6.00 lakh) as per terms & conditions.

## 28. CONTINGENT LIABILITIES & COMMITMENTS

**(a) Contingent liabilities not provided for :**

| Particulars   | As at<br>March 31, 2026<br>(₹ in lakh) | As at<br>March 31, 2025<br>(₹ in lakh) |
|---|--|--|
| Penalty levied pursuant to SEBI Adjudication Orders dated March 28, 2023 \$ | 1,220.00                               | 1,220.00                               |

\$ The Securities and Exchange Board of India (“SEBI”) issued Adjudication Orders on March 28, 2023 against the company in violation of various provisions of SEBI Act, 1992 and regulations issued thereunder and levied the monetary penalty amounting ₹ 1200 lakhs in the case of the Company as a listed entity and ₹ 20 lakh as a Promoter and a Shareholder of Camac Commercial Company Limited besides other restrictions.

Subsequently, both the Adjudication Orders were challenged by the Company before the Securities Appellate Tribunal (SAT) and vide its Orders passed on April 26, 2023, SAT had stayed the effect and operation of the said SEBI Orders subject to payment of 25% of the levied penalty(ies) by the Company. The company has made payment of the requisite amount [25% i.e. ₹ 305 Lakh] to SEBI as per the said SAT Orders. The matter is sub-judice as on date.

The abovementioned requisite payment [25% i.e. ₹ 305 Lakh] made to SEBI as per SAT Order, has been disclosed under “Note 8 : Other Non-financial Assets”.

**(b) Commitment (to the extent not provided for) :**

Commitment as on March 31, 2026 is for ₹ 1448.30 lakh (Previous year ended March 31, 2025 : ₹ 798.30 lakh) as uncalled capital contribution towards various AIF Schemes (Category II AIF schemes).

## 29. INCOME TAXES EXPENSES & RECONCILIATION

**(a) Tax expense recognised in the Statement of profit and loss**

**(i) Tax expense recognised under “Profit or Loss” section**

| Particulars  | Year ended<br>March 31, 2026<br>(₹ in lakh) | Year ended<br>March 31, 2025<br>(₹ in lakh) |
|--|---|---|
| <b><u>Current tax</u></b>  |   |   |
| Current tax  | 289.83                                      | 158.96                                      |
| <b>Sub total</b>   | <b>289.83</b>                               | 158.96                                      |
| <b><u>Deferred tax charge/(credit)</u></b>                             |   |   |
| Related to origination and reversal of deductible temporary difference | 1.44  | 0.13  |
| <b>Sub total</b>   | <b>1.44</b>                                 | 0.13  |
| <b>Total</b>   | <b>291.27</b>                               | 159.09                                      |

**(ii) Tax expense recognised under “Other Comprehensive Income (OCI)” section**

| Particulars  | Year ended<br>March 31, 2026<br>(₹ in lakh) | Year ended<br>March 31, 2025<br>(₹ in lakh) |
|--|---|---|
| <b><u>Deferred tax charge / (credit) on :</u></b>                                  |   |   |
| <u>On account of deductible temporary difference on items measured through OCI</u> |   |   |
| <b>Investment in debt instruments (on fair value change)</b>                       | <b>(103.04)</b>                             | (103.16)                                    |
| <b>Investment in equity instruments (on fair value change)</b>                     | <b>1,186.34</b>                             | (9,897.43)                                  |
| Remeasurement gains of the defined benefit plans (gratuity plan)                   | (0.20)                                      | 0.50  |
| <b>Total</b>   | <b>1,083.10</b>                             | (10,000.09)                                 |

(b) During the previous financial year (Assessment year 2025-26), the Company had opted the concessional rate schemes provided vide section 115BAA in the Income Tax Act, 1961. The section 115BAA in the Income Tax Act, 1961, provides existing domestic companies with an irreversible option to pay tax at a reduced rate of 22% plus applicable Surcharge and Cess, which come with the consequential surrender of specified deductions/ incentives and not eligible to utilise MAT Credit entitlements and take any other deduction / benefits.

(c) **Reconciliation of current tax expenses**

Reconciliation of current tax expenses between “Amount calculated as accounting profit multiplied by the statutory income tax rate applicable to the Company” and “current tax expenses as per effective income tax rate reported in the statement of profit and loss of the Company” is given below :

| Particulars   | Year ended<br>March 31, 2026<br>(₹ in lakh) | Year ended<br>March 31, 2025<br>(₹ in lakh) |
|---|---|---|
| <b>Profit before tax</b>  | <b>1,487.93</b>                             | 847.97                                      |
| Enacted applicable income tax rate(including applicable cess) on company in India (in %)                            | <b>25.168%</b>                              | 25.168%                                     |
| <b>Current tax amount calculated (accounting profit multiplied by the applicable enacted tax rate) for the year</b> | <b>374.48</b>                               | 213.42                                      |
| <b><u>Tax effects of amounts which are not deductible/taxable in computing taxable Income</u></b>                   |   |   |
| CSR expenditure   | <b>1.42</b>                                 | 2.22  |
| Tax at lower rate/difference in case of capital gain  | <b>(85.10)</b>                              | (50.64)                                     |
| Other adjustments   | <b>3.55</b>                                 | 0.52  |
| <b><u>Tax effects of amounts which are deductible /non taxable in computing taxable Income</u></b>                  |   |   |
| Net gain/(loss) on financial instruments (AIF Debt funds) designated through FVTPL                                  | <b>(4.99)</b>                               | -   |
| Other adjustments, if any   | -   | -   |
| <b>Balance</b>  | <b>289.36</b>                               | 165.52                                      |
| Tax effect on realised profit on sale of equity instruments(shares) through OCI                                     | <b>0.47</b>                                 | (6.56)                                      |
| <b>Current tax expense at effective rate as reported in the statement of profit and loss</b>                        | <b>289.83</b>                               | 158.96                                      |

(d) **Movement of Deferred Tax Assets:**

The movement in deferred tax assets(net) during the year ended March 31, 2025 and March 31, 2026 has been explained in Note -6.

(e) **Movement of Deferred Tax Liabilities:**

The movement in deferred tax liabilities during the year ended March 31, 2025 and March 31, 2026 has been explained in Note -12.

## 30. EMPLOYEE BENEFITS

- I) During the year, liability of Company as an employer towards contribution to provident and other fund has been recognized as expenses in the statement of profit and loss. The detail is given below :

### Defined Contribution Plan

Employer's contribution to provident and other funds - ₹ 3.68 Lakh (previous year : ₹ 3.25 lakh).

- II) **Gratuity and other post employment benefit plans :**

During the year, the Company has recognised the expenses and liability towards gratuity and leave encashment based on actuarial valuation in conformity with the principles set out in the Indian Accounting Standards -19. The detail are given below :

- a) **The assumptions used to determine the benefit obligations are as follows:**

| Particulars   | Gratuity<br>(non -funded) |                | Leave Encashment<br>(non -funded) |                |
|---|---------------------------|----------------|-----------------------------------|----------------|
|   | March 31, 2026            | March 31, 2025 | March 31, 2026                    | March 31, 2025 |
| Discounting rate (p.a.)                                       | 7.03%                     | 6.70%          | 7.03%                             | 6.70%          |
| Future salary increase (p.a.)                                 | 6.00%                     | 6.00%          | 6.00%                             | 6.00%          |
| Expected rate of return of plan assets                        | N.A                       | N.A            | N.A                               | N.A            |
| Expected average remaining working lives of employees (years) | 14.42                     | 15.42          | 14.42                             | 15.42          |
| Mortality table used  | IALM(2012-14)             | IALM(2012-14)  | IALM(2012-14)                     | IALM(2012-14)  |
| Retirement age (years)  | 58                        | 58             | 58                                | 58             |
| Withdrawal rate (%)   |                           |                |                                   |                |
| Up to 30 years  | 3                         | 3              | 3                                 | 3              |
| From 31 to 44 years   | 2                         | 2              | 2                                 | 2              |
| Above 44 years  | 1                         | 1              | 1                                 | 1              |

- b) **Change in present value of obligation/ defined benefit obligations :**

(₹ in lakh)

| Particulars  | Gratuity<br>(non -funded) |                | Leave Encashment<br>(non -funded) |                |
|--|---------------------------|----------------|-----------------------------------|----------------|
|  | March 31, 2026            | March 31, 2025 | March 31, 2026                    | March 31, 2025 |
| Present value of obligation (PBO) at beginning of year | 18.07                     | 17.65          | 6.23                              | 6.53           |
| Past service cost                                      | 9.30                      | -              | 2.77                              | -              |
| Current service cost                                   | 0.38                      | 1.14           | 0.46                              | 0.40           |
| Net interest cost                                      | 1.21                      | 1.27           | 0.42                              | 0.47           |
| Benefits paid  | -                         | -              | -                                 | -              |
| Remeasurement [actuarial (-) gain /loss]               | 0.79                      | (1.99)         | (0.34)                            | (1.17)         |
| Rounding off   | -                         | -              | (0.01)                            | -              |
| <b>Present value of obligation (PBO) at year end</b>   | <b>29.75</b>              | <b>18.07</b>   | <b>9.53</b>                       | <b>6.23</b>    |

## PNB FINANCE AND INDUSTRIES LIMITED

**c) Liability recognised in the balance sheet** (₹ in lakh)

| Particulars  | Gratuity<br>(non -funded) |                | Leave Encashment<br>(non -funded) |                |
|--|---------------------------|----------------|-----------------------------------|----------------|
|  | March 31, 2026            | March 31, 2025 | March 31, 2026                    | March 31, 2025 |
| Liability amount (net) at beginning of year                | 18.07                     | 17.65          | 6.23                              | 6.53           |
| Provisions made/(reversed) during the year                 | 10.89                     | 2.41           | 3.65                              | 0.87           |
| Benefits paid  | -                         | -              | -                                 | -              |
| Remeasurement [actuarial (-) gain/loss]                    | 0.79                      | (1.99)         | (0.34)                            | (1.17)         |
| Rounding off   | -                         | -              | (0.01)                            | -              |
| <b>Liability amount (net) at year end</b>                  | <b>29.75</b>              | <b>18.07</b>   | <b>9.53</b>                       | <b>6.23</b>    |
| <b><u>Break up of liability/PBO at end of the year</u></b> |                           |                |                                   |                |
| Current liability (within 12 Months)                       | 0.43                      | 0.25           | 0.14                              | 0.09           |
| Non-current liability                                      | 29.32                     | 17.82          | 9.39                              | 6.14           |
| <b>Total</b>   | <b>29.75</b>              | <b>18.07</b>   | <b>9.53</b>                       | <b>6.23</b>    |

**d) Expense/ (income) recognized in the statement of profit and loss** (₹ in lakh)

| Particulars   | Gratuity<br>(non -funded) |                | Leave Encashment<br>(non -funded) |                |
|---|---------------------------|----------------|-----------------------------------|----------------|
|   | March 31, 2026            | March 31, 2025 | March 31, 2026                    | March 31, 2025 |
| Current & past service cost                             | 9.68                      | 1.14           | 3.23                              | 0.40           |
| Net interest cost                                       | 1.21                      | 1.27           | 0.42                              | 0.47           |
| Net actuarial (-) gain / loss recognized in the year    | -                         | -              | (0.34)                            | (1.17)         |
| Expenses recognized in the statement of profit and loss | 10.89                     | 2.41           | 3.31                              | (0.30)         |

**(e) Remeasurements [actuarial (gain)/loss] through other comprehensive income (OCI)** (₹ in lakh)

| Particulars  | Gratuity<br>(non -funded) |                |
|--|---------------------------|----------------|
|  | March 31, 2026            | March 31, 2025 |
| Actuarial (gain) / loss for the year on PBO        | 0.79                      | (1.99)         |
| Actuarial (gain) / loss for the year on plan asset | -                         | -              |

# PNB FINANCE AND INDUSTRIES LIMITED

## 31. FAIR VALUE MEASUREMENTS

The following methods and assumptions are used to estimate the fair value :

- (a) The fair value of quoted equity shares is derived from quoted market prices in active markets.
- (b) The fair value of unquoted equity shares is derived as per level 3 techniques, in case observable market data is not available.
- (c) The fair value of mutual funds is derived from the available declared /quoted NAV of units.
- (d) Assets held for collection of contractual cash flow where cash flows represent solely payment of principle and interest like bonds/ debentures /corporate deposit are measured at amortised cost. interest income from these financial assets is calculated using the effective interest rate method.

The management has assessed that cash and cash equivalents, other receivables (financial assets) and Other payables are approximate at their carrying amounts largely due to the short term maturities of these instruments. The carrying amounts are a reasonable approximate to fair value.

### Financial assets and liabilities

The carrying value and fair value of financial instruments by categories as at March 31, 2026 are as follows:

(₹ in lakh)

| Particulars   | FVTPL           | FVTOCI             | Amortised cost | Total carrying value | Fair value/<br>Amortised cost |
|---|-----------------|--------------------|----------------|----------------------|-------------------------------|
| <b>Financial assets</b>                             |                 |                    |                |                      |                               |
| Cash and cash equivalents                           | -               | -                  | 6.69           | 6.69                 | 6.69                          |
| Bank balances other than above                      | -               | -                  | 626.05         | 626.05               | 626.05                        |
| Investments :                                       |                 |                    |                |                      |                               |
| Debt mutual funds                                   | -               | 110.43             | -              | 110.43               | 110.43                        |
| Equity mutual funds                                 | -               | 8,123.51           | -              | 8,123.51             | 8,123.51                      |
| Other fund (alternative investment fund)            | 1,404.39        | 272.92             | -              | 1,677.31             | 1,677.31                      |
| Equity shares (other than investment in subsidiary) | -               | 2,18,514.69        | -              | 2,18,514.69          | 2,18,514.69                   |
| Other financial assets                              | -               | -                  | 131.98         | 131.98               | 131.98                        |
| <b>Total</b>  | <b>1,404.39</b> | <b>2,27,021.55</b> | <b>764.72</b>  | <b>2,29,190.66</b>   | <b>2,29,190.66</b>            |
| <b>Financial liabilities</b>                        |                 |                    |                |                      |                               |
| Other payables                                      | -               | -                  | 2.03           | 2.03                 | 2.03                          |
| Other financial liabilities                         | -               | -                  | 1.05           | 1.05                 | 1.05                          |
| <b>Total</b>  | <b>-</b>        | <b>-</b>           | <b>3.08</b>    | <b>3.08</b>          | <b>3.08</b>                   |

## PNB FINANCE AND INDUSTRIES LIMITED

The carrying value and fair value of financial instruments by categories as at March 31, 2025 are as follows:

(₹ in lakh)

| Particulars   | FVTPL | FVTOCI      | Amortised cost | Total carrying value | Fair value/ Amortised cost |
|---|-------|-------------|----------------|----------------------|----------------------------|
| Financial assets                                    |       |             |                |                      |                            |
| Cash and cash equivalents                           | -     | -           | 1.49           | 1.49                 | 1.49                       |
| Bank balances other than above                      | -     | -           | 955.79         | 955.79               | 955.79                     |
| Investments :                                       |       |             |                |                      |                            |
| Debt mutual funds                                   | -     | 2,128.12    | -              | 2,128.12             | 2,128.12                   |
| Equity mutual funds                                 | -     | 8,421.75    | -              | 8,421.75             | 8,421.75                   |
| Other fund (alternative investment fund)            | -     | 173.78      | -              | 173.78               | 173.78                     |
| Equity shares (other than investment in subsidiary) | -     | 2,08,627.57 | -              | 2,08,627.57          | 2,08,627.57                |
| Other financial assets                              | -     | -           | 97.85          | 97.85                | 97.85                      |
| <b>Total</b>  | -     | 2,19,351.22 | 1,055.13       | 2,20,406.35          | 2,20,406.35                |
| Financial liabilities                               |       |             |                |                      |                            |
| Other payables                                      | -     | -           | 14.53          | 14.53                | 14.53                      |
| Other financial liabilities                         | -     | -           | 1.37           | 1.37                 | 1.37                       |
| <b>Total</b>  | -     | -           | 15.90          | 15.90                | 15.90                      |

### Fair value estimation

For financial instruments measured at fair value in the balance sheet, a three level fair value hierarchy is used that reflects the significance of inputs used in the measurements. The hierarchy gives the highest priority to unadjusted quoted prices in active markets for identical assets or liabilities (level 1 measurements) and lowest priority to unobservable inputs (level 3 measurements).

For Financial assets which are carried at fair value, the classification of fair value calculations by category is summarised below:

(₹ in lakh)

| Particulars   | Carrying value | Fair Values                              |         |         |                               |         |             |
|---|----------------|--|---------|---------|-------------------------------|---------|-------------|
|   |                | measured through profit and loss (FVTPL) |         |         | measured through OCI (FVTOCI) |         |             |
|   |                | Level 1                                  | Level 2 | Level 3 | Level 1                       | Level 2 | Level 3     |
| <b>As at March 31, 2026</b>                         |                |  |         |         |                               |         |             |
| <b>Financial assets</b>                             |                |  |         |         |                               |         |             |
| Debt mutual funds                                   | 110.43         | -  | -       | -       | 110.43                        | -       | -           |
| Equity mutual funds                                 | 8,123.51       | -  | -       | -       | 8,123.51                      | -       | -           |
| Other fund (alternative investment fund)            | 1,677.31       | 1,404.39                                 | -       | -       | 272.92                        | -       | -           |
| Equity shares (other than investment in subsidiary) | 2,18,514.69    | -  | -       | -       | 37,349.47                     | -       | 1,81,165.22 |
| <b>Total</b>  | 2,28,425.94    | 1,404.39                                 | -       | -       | 45,856.33                     | -       | 1,81,165.22 |
| <b>As at March 31, 2025</b>                         |                |  |         |         |                               |         |             |
| Financial assets                                    |                |  |         |         |                               |         |             |
| Debt mutual funds                                   | 2,128.12       | -  | -       | -       | 2,128.12                      | -       | -           |
| Equity mutual funds                                 | 8,421.75       | -  | -       | -       | 8,421.75                      | -       | -           |
| Other fund (alternative investment fund)            | 173.78         | -  | -       | -       | 173.78                        | -       | -           |
| Equity shares (other than investment in subsidiary) | 2,08,627.57    | -  | -       | -       | 46,639.46                     | -       | 1,61,988.11 |
| <b>Total</b>  | 2,19,351.22    | -  | -       | -       | 57,363.11                     | -       | 1,61,988.11 |

There are no changes in classification and no movements between the fair value hierarchy classifications of financial assets during the years.

## 32. CAPITAL MANAGEMENT

### **Objective, policies and processes of capital management**

The Company is cash surplus and capital structure of the Company consists of equity capital only i.e. paid up equity share capital and retained earnings and other accumulated reserves disclosed in the statement of changes in equity. The Company does not have any borrowings.

Investment objective while managing fund of the Company is to provide safety and to generate steady return from low risk investment avenues. The surplus fund of the Company is being invested in Income generating debt instruments i.e. bonds, corporate deposits & debt /equity mutual funds and in equity shares.

The Company's objectives when managing capital are to :

- (i) maximize the shareholder value with low risk, and
- (ii) safeguard their ability to continue as a going concern, so that they can continue to provide returns and growth to shareholders and benefits for other stakeholders.

No changes are made in the objectives, policies and process of capital management during the reported years.

## 33. FINANCIAL RISK MANAGEMENT

The Company's financial assets are investment in debt securities (bonds/debentures, mutual funds & Other funds(AIF) etc.) cash and cash equivalents, bank deposits other than cash and cash equivalents and other receivables & financial liabilities are Other payables and other financial liabilities.

The Company's activities expose to financial risk i.e. liquidity risk, market risk, credit risk etc. The Board of Directors provide guiding principles for overall risk management, as well as principle for investment of available funds including review of such policies for managing each of applicable type of financial risks, which are summarised as below :

### **(a) Liquidity risk**

The Company's principal source of liquidity are "cash and cash equivalents" and cash in flow that are generated from income from investments. Liquidity risk is defined as a risk that the company will not be able to settle or meet its obligations on time.

Liquidity risk management implies maintenance of sufficient cash to meet the obligations as and when due. The Company manages its liquidity risk by ensuring as far as possible that it will have sufficient liquidity to meet its short term and long term liabilities as and when due. The Company has invested its surplus fund also in fixed income securities /instruments of similar profile thereby ensuring availability of liquidity as and when required. Anticipated future cash flows are expected to be sufficient to meet the liquidity requirements of the Company and accordingly, no liquidity risk is perceived.

**The following is the contractual maturities of the financial liabilities:**

(₹ in lakh)

| Particulars                                    | As at<br>March 31, 2026 | As at<br>March 31, 2025 |
|--|-------------------------|-------------------------|
| <b><u>Non-derivative liabilities</u></b>       |                         |                         |
| Within 12 month                                | <b>3.08</b>             | 15.90                   |
| More than 12 months                            | -                       | -                       |
| <b>Total Carrying amount at Amorisred Cost</b> | <b>3.08</b>             | 15.90                   |

## (b) Market risk

Market risk is the risk that the fair value of future cash flows of a financial instrument will fluctuate because of changes in market prices. Market risk generally comprises three types of risk: interest rate risk, currency risk and price risk.

### (i) Foreign currency risk

The Company has neither payables & receivables in foreign currency, not holding foreign assets and also not entered into transactions in the foreign currency during the year under report, therefore the Company activities are not exposed to foreign exchange risk.

### (ii) Interest rate risk

The interest rate risk exposure is mainly from changes in fixed and floating interest rates. The company is not exposed to Interest rate risk, as the company has no borrowing at the reporting date. The company's investment in Debt securities (Bonds, Debentures, Deposits etc.) are not exposed to interest rate risk.

### (iii) Price Risk

The Company is exposed to price risk arising mainly from investment measured at fair value through OCI (FVTOCI) being equity shares (quoted), mutual funds (debt & equity) and Other funds(AIF). The Company's exposure to debt based mutual funds falls in very low risk category due to investments are in high rated schemes. To optimise price risk, policy of diversification has been followed in case company's debt based MF portfolio. As regards the Company's investment in unquoted equity shares, which are long term in nature and fair valuation of these Investments are largely depend on performance of these company and hence the price risk emanating from such investment is minimal.

## (c) Credit risk

In case of the Company's investment portfolio, credit risk may arise from bank balances (including fixed deposits) and investment in debt securities like bonds, debentures, corporate deposits and debt based mutual funds & other funds(AIF).

To manage credit risk on these financial assets, the Company has an investment policy which allows the Company to invest only in high rated schemes/ papers/ bonds /NCD /corporate deposits etc. considering the safety of investment first along with lower risk and reasonable returns. The Company tracks credit worthiness of counterparty and closely reviews the rating of investments and takes immediate suitable remedial actions as far as possible.

## 34. MATURITY ANALYSIS OF ASSETS AND LIABILITIES

The table below set out analysis of the carrying amount of assets and liabilities according to when they are expected to be realised or settled.

(₹ in lakh)

| Particulars                    | As at March 31, 2026 |                    |                    | As at March 31, 2025 |                    |             |
|--------------------------------|----------------------|--------------------|--------------------|----------------------|--------------------|-------------|
|                                | Within<br>12 months  | After<br>12 months | Total              | Within<br>12 months  | After<br>12 months | Total       |
| <b>ASSETS</b>                  |                      |                    |                    |                      |                    |             |
| <b>Financial assets</b>        |                      |                    |                    |                      |                    |             |
| Cash and cash equivalents      | 6.69                 | -                  | 6.69               | 1.49                 | -                  | 1.49        |
| Bank balances other than above | 626.05               | -                  | 626.05             | 330.79               | 625.00             | 955.79      |
| Investments                    | -                    | 2,29,077.98        | 2,29,077.98        | -                    | 2,20,003.26        | 2,20,003.26 |
| Other financial assets         | 131.98               | -                  | 131.98             | 16.12                | 81.73              | 97.85       |
| <b>Non financial assets</b>    |                      |                    |                    |                      |                    |             |
| Current tax assets (net)       | 1.43                 | -                  | 1.43               | 7.60                 | -                  | 7.60        |
| Deferred tax assets            | -                    | 9.95               | 9.95               | -                    | 6.20               | 6.20        |
| Property, plant and equipments | -                    | 0.14               | 0.14               | -                    | 0.16               | 0.16        |
| Other non -financial assets    | 6.97                 | 305.00             | 311.97             | 11.22                | 305.00             | 316.22      |
| <b>TOTAL ASSETS</b>            | <b>773.12</b>        | <b>2,29,393.07</b> | <b>2,30,166.19</b> | 367.22               | 2,21,021.35        | 2,21,388.57 |

## PNB FINANCE AND INDUSTRIES LIMITED

| Particulars                         | As at March 31, 2026 |                    |                    | As at March 31, 2025 |                 |             |
|-------------------------------------|----------------------|--------------------|--------------------|----------------------|-----------------|-------------|
|                                     | Within 12 months     | After 12 months    | Total              | Within 12 months     | After 12 months | Total       |
| <b>LIABILITIES</b>                  |                      |                    |                    |                      |                 |             |
| <b>Financial liabilities</b>        |                      |                    |                    |                      |                 |             |
| other Payables                      |                      |                    |                    |                      |                 |             |
| Dues of micro and small enterprises | -                    | -                  | -                  | -                    | -               | -           |
| Dues of other creditors             | 2.03                 | -                  | 2.03               | 14.53                | -               | 14.53       |
| Other financial liabilities         | 1.05                 | -                  | 1.05               | 1.37                 | -               | 1.37        |
| <b>Non- financial liabilities</b>   |                      |                    |                    |                      |                 |             |
| Current Tax Liabilities (Net)       | 4.45                 | -                  | 4.45               | -                    | -               | -           |
| Provisions                          | 0.57                 | 38.71              | 39.28              | 0.34                 | 23.96           | 24.30       |
| Deferred tax liabilities            | -                    | 30,763.68          | 30,763.68          | -                    | 29,675.39       | 29,675.39   |
| Other non-financial liabilities     | 2.27                 | -                  | 2.27               | 5.77                 | -               | 5.77        |
| <b>TOTAL LIABILITIES</b>            | <b>10.37</b>         | <b>30,802.39</b>   | <b>30,812.76</b>   | 22.01                | 29,699.35       | 29,721.36   |
| <b>NET</b>                          | <b>762.75</b>        | <b>1,98,590.68</b> | <b>1,99,353.43</b> | 345.21               | 1,91,322.00     | 1,91,667.21 |

### 35. DISCLOSURE OF FINANCIAL INCOME

The Company is not engaged in any business operations, except generating income from Investment of surplus funds in low risk instruments. While the Company has been registered as a NBFC by virtue of the applicable RBI NBFC Guidelines/Regulations on a Company, it does not carry on investment activities as a business operation. The income earned by company from investment of surplus funds has been classified and disclosed under “Other Income” and this classification/disclosure has been consistently followed by the company. Other income comprises mainly income in the nature of (i) dividend income, (ii) interest on bonds/ NCDs and corporate deposits etc., (iii) realised gain on sale of debt instruments / debt mutual funds (other than equity instruments) and (iv) interest on bank deposits.

### 36. PARTICULARS AS PER RBI DIRECTIONS FOR NBFC

The Company is registered with the RBI as a Non-Banking Financial Institution (non deposit accepting/Non-deposit taking). The Company does not carry on lending activities, not accepting public funds and having no customer Interface, however generating income from investment of surplus funds.

Pursuant to framework for scale based regulation under Master Direction - Reserve Bank of India (Non-Banking Financial Companies – Registration, Exemptions and Framework for Scale Based Regulation) Directions, 2025, the Company has been categorised under Middle Layer (NBFC -ML).

However, in terms of asset size criteria as specified in the repealed “Master Direction Reserve Bank of India (Non-Banking Financial Company Scale Based Regulation) Directions, 2023 (as updated), the Company was also categorised under Middle Layer (NBFC -ML).

Pursuant to Master Direction – Reserve Bank of India (Non-Banking Financial Company – Financial Statements: Presentation and Disclosures) Directions, 2025), the disclosures required to be given in the Annual Financial Statements of NBFC categorized under Middle Layer, are hereby given below to the extent applicable on the Company :

**(I). Net Owned Funds and Capital to risk asset ratio (CRAR)**

| S. No. | Particulars   | As at<br>March 31, 2026 | As at<br>March 31, 2025 |
|--------|---|-------------------------|-------------------------|
| I      | Net Owned Funds (₹ in Lakh) #                                     | <b>14,989.62</b>        | 13,814.20               |
| II     | Capital to risk asset ratio (CRAR)                                |                         |                         |
| a      | CRAR (%) #  | <b>101.90%</b>          | 104.65%                 |
| b      | CRAR - tier I capital (%) #                                       | <b>101.90%</b>          | 104.65%                 |
| c      | CRAR - tier II capital (%)  | -                       | -                       |
| d      | Amount of subordinated debt raised as tier-II capital (₹ In lakh) | -                       | -                       |
| e      | Amount raised by issue of perpetual debt instruments(₹ In lakh)   | -                       | -                       |

# The disclosure pertaining to current financial year ended March 31, 2026, has been made in terms of Guidance for Regulatory Capital (under Para 16) and RWAs enumerated under Chapter II & Chapter III of the applicable Master Direction – Reserve Bank of India (Non-Banking Financial Company – Prudential Norms on Capital Adequacy) Directions, 2025.

# However, the disclosure pertaining to previous financial year ended March 31, 2025 has been made in terms of “Regulatory guidance on implementation of Indian Accounting standards by NBFC” enumerated under Para 10 of then applicable Master Direction – Reserve Bank of India (Non-Banking Financial Company – Scale Based Regulation) Directions, 2023”(as updated).

Accordingly, in current/ previous financial year, in terms of above mentioned guidance applicable for respective years on Regulatory Capital & Ratios, net unrealised gains arising on fair valuation of financial instruments (as Investments) have been excluded/ not been considered, while calculating the Tier I Capital/ Net Owned Fund & Risk weighted Assets.

**(II) Liquidity coverage ratio (LCR)**

| S. No. | Particulars                           | As at<br>March 31, 2026 | As at<br>March 31, 2025 |
|--------|---------------------------------------|-------------------------|-------------------------|
| i      | <b>Liquidity coverage ratio (LCR)</b> | @                       | @                       |

@ In terms of para 23 [C.2 Disclosure requirements for NBFCs] enumerated under the Master Direction – Reserve Bank of India (Non-Banking Financial Company – Financial Statements: Presentation and Disclosures) Directions, 2025, provision related to Disclosure of Liquidity Coverage Ratio (LCR) is not applicable on NBFCs having Asset Size below ₹ 5000 Crore.

Considering the Asset size of company i.e. below 5000 crore, the Liquidity Coverage Ratio (LCR) has not been furnished for current financial year.

@@ In previous year ended March 31, 2025, in terms of “Guidelines on Maintenance of Liquidity Coverage Ratio (LCR)” enumerated under Para 89 of Master Direction – Reserve Bank of India (Non-Banking Financial Company – Scale Based Regulation) Directions, 2023”(as updated), LCR level with specified timeline/ LCR norms have not been prescribed for those NBFCs which Asset Size is below ₹ 5000 Crore. Further, these guidelines were not applicable for Type I NBFCs & others as specified.

Considering above i.e Asset size of the company i.e. below ₹ 5000 Crore and the company met the conditions/ criteria & eligible to become a “Type -1 NBFC, the Liquidity Coverage Ratio (LCR) has not been furnished for previous financial year.

# PNB FINANCE AND INDUSTRIES LIMITED

## (III) Investments

(₹ in lakh)

| S. No.     | Particulars  | As at<br>March 31, 2026 | As at<br>March 31, 2025 |
|------------|--|-------------------------|-------------------------|
| <b>(1)</b> | <b>Value of investments</b>                                      |                         |                         |
| (i)        | <b>Gross value of investment</b>                                 |                         |                         |
| (a)        | In India   | <b>2,29,077.98</b>      | 2,20,003.26             |
| (b)        | Outside India  |                         | -                       |
| (ii)       | <b>Provision for diminution</b>                                  |                         |                         |
| (a)        | In India   | -                       | -                       |
| (b)        | Outside India  | -                       | -                       |
| (iii)      | <b>Net value of investments</b>                                  |                         |                         |
| (a)        | In India   | <b>2,29,077.98</b>      | 2,20,003.26             |
| (b)        | Outside India  | -                       | -                       |
| <b>(2)</b> | <b>Movement of provisions on investments</b>                     |                         |                         |
| (i)        | Opening balance  | -                       | -                       |
| (ii)       | Add: provisions made during the year                             | -                       | -                       |
| (iii)      | Less: write Off/ write back of excess provisions during the year | -                       | -                       |
| (iv)       | Closing balance  | -                       | -                       |

## (IV) Provisions and contingencies

(₹ in lakh)

| S. No. | Particulars   | As at<br>March 31, 2026 | As at<br>March 31, 2025 |
|--------|---|-------------------------|-------------------------|
|        | <b>The following 'Provisions and Contingencies' shown in the statement of profit and loss account to the extent applicable:</b> |                         |                         |
| (i)    | Provision on diminution in value of investments   | -                       | -                       |
| (ii)   | Provision towards NPA   | -                       | -                       |
| (iii)  | Provision made towards income tax   | <b>289.83</b>           | 158.96                  |
| (iv)   | Other provision and contingencies   | -                       | -                       |
| (v)    | Provision on standard assets  | -                       | -                       |

## (V) Exposure

### (A) Exposure to real estate sector

(₹ in lakh)

| S. No.   | Particulars  | As at<br>March 31, 2026 | As at<br>March 31, 2025 |
|----------|--|-------------------------|-------------------------|
| <b>1</b> | <b>Direct exposure</b>   |                         |                         |
| (a)      | Residential mortgages  | -                       | -                       |
| (b)      | Commercial real estate   | -                       | -                       |
| (c)      | Investments in Mortgage Backed Securities (MBS) and other securitised exposures -                            | -                       | -                       |
| <b>2</b> | <b>Indirect exposure</b>   |                         |                         |
| (i)      | Fund based and non-fund based exposures on National Housing Bank (NHB) and Housing Finance Companies (HFCs). | -                       | -                       |
|          | <b>Total</b>   | -                       | -                       |

## PNB FINANCE AND INDUSTRIES LIMITED

### (B) Exposure to capital market

| S. No. | Particulars  | As at<br>March 31, 2026 | As at<br>March 31, 2025 |
|--------|--|-------------------------|-------------------------|
| (i)    | Direct investment in equity shares, convertible bonds, convertible debentures and units of equity-oriented mutual funds the corpus of which is not exclusively invested in corporate debt. | 54,901.63               | 63,690.07               |
| (ii)   | All exposures (Investment Exposure only) to Alternative Investment Fund: Category II   | 1,677.31                | 173.78                  |
| (iii)  | All others exposures [other than (i) & (ii) above]   | -                       | -                       |
|        | <b>Total</b>   | <b>56,578.94</b>        | <b>63,863.85</b>        |

### (VI) Asset liability management -maturity pattern of certain items of assets and liabilities

Disclosure has been given below to the extent information available with the company:

| S. No. | Particulars                  | 1 day to 30 / 31 days (one month) | Over one month to 2 months | Over 2 months upto 3 months | Over 3 months to 6 months | Over 6 months to 1 year | Over 1 year to 3 years | Over 3 years to 5 years | Over 5 years | Total       |
|--------|------------------------------|-----------------------------------|----------------------------|-----------------------------|---------------------------|-------------------------|------------------------|-------------------------|--------------|-------------|
|        | <b>Liabilities</b>           |                                   |                            |                             |                           |                         |                        |                         |              |             |
| (i)    | Deposits                     | -                                 | -                          | -                           | -                         | -                       | -                      | -                       | -            | -           |
| (ii)   | Borrowings                   | -                                 | -                          | -                           | -                         | -                       | -                      | -                       | -            | -           |
| (iii)  | Foreign Currency Liabilities | -                                 | -                          | -                           | -                         | -                       | -                      | -                       | -            | -           |
|        | <b>Assets</b>                |                                   |                            |                             |                           |                         |                        |                         |              |             |
| (iv)   | Advances                     | -                                 | -                          | -                           | -                         | -                       | -                      | -                       | -            | -           |
| (v)    | Investments #                | -                                 | -                          | -                           | -                         | -                       | -                      | 2,29,077.98             |              | 2,29,077.98 |
| (vi)   | Foreign Currency assets      | -                                 | -                          | -                           | -                         | -                       | -                      | -                       | -            | -           |

# The Company does not hold any investments having a fixed term maturity. Accordingly, all investments have been classified and disclosed under the “Over 5 Years” maturity bucket.

### (VII) Miscellaneous disclosures

| S. No. | Particulars  | Disclosures   |
|--------|--|---|
| 1      | Registration obtained from other financial sector regulators   | Apart from RBI, the Company being a listed company, is also governed by SEBI & MCA.   |
| 2      | Disclosure of penalties imposed by RBI and other regulators  | During current financial year, no penalty was imposed by RBI and other regulators, however penalty imposed by SEBI during earlier financial year ended March 31, 2023 has been disclosed in Note 28 : Contingent Liabilities & Commitments. |
| 3      | Summary of Significant Accounting Policies   | Refer Note no.1 for detail of Material Accounting Policies.   |
| 4      | Related party transactions   | Refer note no. 27 for detail of related party transactions.   |
| 5      | Loans to directors, senior officers and relatives of director  | Nil   |
| 6      | Disclosure related to Derivatives -Transactions & Risk Exposures   | Nil   |
| 7      | Overseas Assets (for those with Joint Ventures and Subsidiaries abroad) and Off-balance Sheet SPVs sponsored | Nil   |

## PNB FINANCE AND INDUSTRIES LIMITED

| S. No. | Particulars   | Disclosures |
|--------|---|-------------|
| 8      | Off-balance Sheet exposures and structured products   | Nil         |
| 9      | Intra -group exposures (other than Investment)  | Nil         |
| 10     | Others \$:  |             |
| (i)    | Sectoral exposures  | Nil         |
| (ii)   | Unhedged foreign currency exposure  | Nil         |
| (iii)  | Details of financing of parent company products   | Nil         |
| (iii)  | Disclosure related to Unsecured Advances  | Nil         |
| (iv)   | Details of Single Borrower Limit / Group Borrower Limit exceeded by the NBFC                      | Nil         |
| (v)    | Breach of Covenant of Loan availed  | Nil         |
| (vi)   | Disclosure of Ratings assigned by credit rating agencies and migration of ratings during the year | Nil         |
| (vii)  | Disclosure of Concentration of Advances, Exposures and NPAs                                       | Nil         |
| (viii) | Disclosure of Loans against gold and silver collateral  | Nil         |
| (ix)   | Disclosure related to project finance   | Nil         |
| (x)    | Non-Fund Based (NFB) Credit Facilities  | Nil         |
| (xi)   | Disclosures on Co-Lending Arrangements  | Nil         |
| (xii)  | Disclosures relating to securitisation  | Nil         |
| (xiii) | Disclosure of transfer of loan exposure   | Nil         |
| (xiv)  | Disclosure on restructuring of advances   | Nil         |
| (xv)   | Disclosure of Currency futures & Credit Default Swaps   | Nil         |
| (xvi)  | Disclosure of Customer Complaints   | Nil         |

\$ The Company is a non deposit accepting/taking NBFC (NBFC -ND) and it does not carry out lending activities and having no customer Interface, thus being disclosed as “Nil”.

### (VIII) Schedule to the Balance Sheet of an NBFC

{as required in terms of Paragraph 20 [under Chapter-III] of Master Direction – Reserve Bank of India (NBFC – Financial Statements: Presentation and Disclosures) Directions, 2025}.

| Particulars |   | As on March 31, 2026               |                                |
|-------------|---|------------------------------------|--------------------------------|
|             |   | Amount outstanding<br>(₹ in crore) | Amount overdue<br>(₹ in crore) |
|             | <b>Liabilities side :</b>   |                                    |                                |
| <b>1</b>    | <b>Loans and advances availed by the non -banking financial company inclusive of interest accrued thereon but not paid:</b> |                                    |                                |
|             | (a) Debentures : Secured  | NIL                                | NIL                            |
|             | : Unsecured   | NIL                                | NIL                            |
|             | (Other than falling within the meaning of public deposits)  |                                    |                                |
|             | (b) Deferred credits  | NIL                                | NIL                            |
|             | (c) Term loans  | NIL                                | NIL                            |
|             | (d) Inter-corporate loans and borrowing   | NIL                                | NIL                            |
|             | (e) Commercial paper  | NIL                                | NIL                            |
|             | (f) Public deposits   | NIL                                | NIL                            |
|             | (g) Other loans (specify nature)  | NIL                                | NIL                            |
| <b>2</b>    | <b>Break-up of (1)(f) above (outstanding public deposits inclusive of interest accrued thereon but not paid)</b>            |                                    |                                |
|             | (a) In the form of unsecured debentures   | NIL                                | NIL                            |
|             | (b) In the form of Partly Secured Debentures i.e. debentures where there is a shortfall in the value of security .          | NIL                                | NIL                            |
|             | (c) Other public deposits   | NIL                                | NIL                            |



# PNB FINANCE AND INDUSTRIES LIMITED

|           |   |  |  |            |
|-----------|---|--|--|------------|
| <b>6</b>  | <b>Borrower group-wise classification of assets financed as in (3) and (4) above :</b>  |  |  |            |
|           | <b>Category</b>   | <b>Amount of net provisions<br/>(₹ in crore)</b>                         |  |            |
|           |   | Secured  | Unsecured  | Total      |
|           | <b>1. Related parties</b>   | NIL  | NIL  | NIL        |
|           | (a) Subsidiaries  | NIL  | NIL  | NIL        |
|           | (b) Companies in the same group   | NIL  | NIL  | NIL        |
|           | (c) Other related parties   | NIL  | NIL  | NIL        |
|           | <b>2. Other than related parties</b>  | NIL  | NIL  | NIL        |
|           | <b>Total</b>  | <b>NIL</b>   | <b>NIL</b>   | <b>NIL</b> |
| <b>7</b>  | <b>Investor group-wise classification of all investments (current and long term) in shares and securities (both quoted and unquoted):</b> |  |  |            |
|           | <b>Category</b>   | <b>Market value / break<br/>up or fair value or NAV<br/>(₹ in crore)</b> | <b>Book value<br/>(net of provisions)<br/>(₹ in crore)</b> |            |
|           | <b>1. Related parties</b>   |  |  |            |
|           | (a) Subsidiaries  | 1,521.91   | 6.44   |            |
|           | (b) Companies in the same group   | 316.59   | 316.59   |            |
|           | (c) Other related parties   | NIL  | NIL  |            |
|           | <b>2. Other than related parties#</b>   | <b>1,967.67</b>  | <b>1,967.67</b>  |            |
|           | <b>Total</b>  | <b>3,806.17</b>  | <b>2,290.70</b>  |            |
| <b>8.</b> | <b>Other information</b>  |  |  |            |
|           | <b>Particulars</b>  | <b>Amount</b>  |  |            |
|           | <b>I Gross non-performing assets</b>  |  |  |            |
|           | (a) Related parties   | NIL  |  |            |
|           | (b) Other than related parties  | NIL  |  |            |
|           | <b>II Net non-performing assets</b>   |  |  |            |
|           | (a) Related parties   | NIL  |  |            |
|           | (b) Other than related parties  | NIL  |  |            |
|           | <b>III Assets acquired in satisfaction of debt</b>  | NIL  |  |            |

The break up value of investments in unlisted companies having negative net worth has been taken at Nil above.

# Total value of investments excludes investment in paintings of ₹ 0.08 Crore [₹ 8 lakh at cost as specified in “Investment Note No.-3.”]

**37. Disclosure pertaining to “Undisclosed Income” under Income Tax.**

During the current / previous financial year, the Company has not surrendered or disclosed any income in the tax assessment/ under any scheme in this regard of the Income Tax Act.

**38. All amounts have been rounded-off to the nearest lakhs (up to two decimal point), as per the requirements of Schedule III of the Act, unless otherwise stated.**

**39. Previous year figures have been re-grouped/re-casted wherever considered necessary to conform to this year’s classification.**

As per our report of even date attached

**For Tanuj Garg & Associates**

Chartered Accountants

Firm Regn. No. 013843C

**Monika Garg**

Partner

Membership No. 407038

Place: New Delhi

Date: May 26, 2026

For and on behalf of the Board of Directors

**Nidhi Gupta**

Director

DIN : 11730308

**Shweta Saxena**

Company Secretary

M.No: A18585

**Rakesh Dhamani**

Director

DIN: 07065199

**Viveka Nand Jha**

Chief Financial Officer

PAN - AEXPJ2176H

## INDEPENDENT AUDITORS' REPORT

### TO THE MEMBERS OF

### PNB FINANCE AND INDUSTRIES LIMITED

### Report on the Audit of Consolidated Financial Statements for the year ended March 31, 2026

#### Opinion

We have audited the Consolidated Financial Statements of **PNB Finance And Industries Limited** (hereinafter referred to as “the Holding Company”) and its subsidiaries (the Holding Company and its subsidiaries together referred to as ‘the Group’) which comprise the Balance Sheet as at March 31, 2026, the Statement of Profit and Loss including Other Comprehensive Income) and the Statement (of Cash Flows for the year then ended and notes to financial statements, including a summary of the significant accounting policies and other explanatory information (hereinafter referred to as “the Consolidated Financial Statements”).

In our opinion and to the best of our information and according to the explanations given to us, the aforesaid Consolidated Financial Statements give the information required by the Companies Act, 2013 (“the Act”) in the manner so required and give a true and fair view in conformity with the accounting principles generally accepted in India, of the consolidated state of affairs of the Company as at March 31, 2026, and its Profit, and its cash flows for the year ended on that date.

#### Basis for Opinion

We conducted our audit of the Consolidated Financial Statements in accordance with the Standards on Auditing (SAs) specified under section 143(10) of the Act. Our responsibilities under those Standards are further described in the Auditor’s Responsibilities for the Audit of the Consolidated Financial Statements section of our report. We are independent of the Company in accordance with the Code of Ethics issued by the Institute of Chartered Accountants of India (ICAI) together with the independence requirements that are relevant to our audit of the financial statements under the provisions of the Act and the Rules made there under, and we have fulfilled our other ethical responsibilities in accordance with these requirements

and the ICAI’s Code of Ethics. We believe that the audit evidence we have obtained is sufficient and appropriate to provide a basis for our audit opinion on the Consolidated Financial Statements.

#### Emphasis of Matter

We draw attention to the following matters in the Notes to the Consolidated Ind AS Financial Statements:

*Refer to Note No. 29 of the Accompanying Consolidated Financial Statements, the Securities and Exchange Board of India (“SEBI”) issued Adjudication Orders on March 28, 2023 against the Holding Company in violation of various provisions of SEBI Act, 1992 and regulations issued thereunder and levied the monetary penalty amounting ₹ 1200 lakhs in the case of the Holding Company as a listed entity and ₹ 20 lakh as a Promoter and a Shareholder of Camac Commercial Company Limited besides other restrictions.*

*Subsequently, both the Adjudication Orders were challenged by the Holding Company before the Securities Appellate Tribunal (SAT) and vide its Orders passed on 26th April 2023, SAT had stayed the effect and operation of the said SEBI Orders subject to payment of 25% of the levied penalty(ies) by the Holding Company. The Holding Company has made payment of the requisite amount [25% i.e. Rs 305 Lakh] to SEBI as per the said SAT Orders. The matter is sub-judice as on date.*

*Our Opinion is not modified in respect of the above matter.*

#### Key Audit Matters

Key audit matters are those matters that, in our professional judgment, were of most significance in our audit of the consolidated financial statements of the current period. These matters were addressed in the context of our audit of the consolidated financial statements as a whole, and in forming our opinion thereon, and we do not provide a separate opinion on these matters. We have determined the following key audit matters to be communicated in our report:

| S. No. | Key Audit Matters   | How our audit addressed the key audit matter   |
|--------|---|--|
| 1.     | <p><b>Contingent Liabilities</b></p> <p>The Company is subject to legal, regulatory, arbitration and tax cases for which final outcome cannot be easily predicted and which could potentially result in significant liabilities.</p> <p>The assessment of whether a liability is recognised as a provision or disclosed as a contingent liability in the standalone financial statements is inherently subjective and requires significant management judgement in determination of the cash outflows from the business, interpretation of applicable laws and regulations, and careful examination of pending assessments at various levels of regulatory authorities.</p> <p>We identified this as a key audit matter because the estimates on which these amounts are based involve a significant degree of management judgement in interpreting the cases and it may be subject to management bias.</p> <p>(Refer Note No. 1.3 and Item No. 1.3.9 of the Material Accounting Policy to the standalone financial statements)</p> | <p>We have adopted the following audit procedures</p> <ul style="list-style-type: none"> <li>• Understood and tested the design and operating effectiveness of controls as established by the management for obtaining all relevant information for pending litigation cases</li> <li>• Discussed with the management any material developments and latest status of legal matters at the corporate office.</li> <li>• Read various correspondences and related documents pertaining to litigation cases and performed substantive procedures on calculations supporting the disclosure of contingent liabilities Assessed the adequacy and completeness of disclosures.</li> </ul> <p>Based on the above procedure performed, the estimations and disclosure of contingent liabilities are considered to be adequate and reasonable</p> |

## Other Information

The Holding Company's Board of Directors is responsible for the other information. The other information comprises the information included in the Company's annual report, but does not include the consolidated financial statements and our auditors' report thereon.

Our opinion on consolidated financial statements does not cover the other information and we do not express any form of assurance conclusion thereon.

In connection with our audit of consolidated financial statements, our responsibility is to read the other information and in doing so, consider whether the other information is materially inconsistent with the consolidated financial statements or our knowledge obtained in the audit or otherwise appears to be materially misstated. If based on the work we have performed, we conclude that there is a material misstatement of this other information; we are required to report that fact. We have nothing to report in this regard.

## Management's Responsibility for the Consolidated Financial Statements

The Holding Company's Board of Directors is responsible for

the matters stated in section 134(5) of the Act with respect to the preparation of these Consolidated Financial Statements that give a true and fair view of the consolidated financial position, consolidated financial performance, consolidated total comprehensive income, consolidated changes in equity and consolidated cash flows of the Company in accordance with the accounting principles generally accepted in India, including the Indian Accounting Standards (Ind AS) specified under section 133 of the Act. This responsibility also includes maintenance of adequate accounting records in accordance with the provisions of the Act for safeguarding the assets of the Company and for preventing and detecting frauds and other irregularities; selection and application of appropriate accounting policies, making judgments and estimates that are reasonable and prudent and design, implementation and maintenance of adequate internal financial controls, that were operating effectively for ensuring the accuracy and completeness of the accounting records, relevant to the preparation and presentation of the consolidated financial statements that give a true and fair view and are free from material misstatement, whether due to fraud or error.

In preparing the Consolidated Financial Statements, management is responsible for assessing the Group's ability to continue as a going concern, disclosing, as applicable, matters related to going concern basis of accounting unless

management either intends to liquidate the Group or to cease operations, or has no realistic alternative but to do so.

The Board of Directors is also responsible for overseeing the Group's financial reporting process.

## **Auditor's Responsibilities for the Audit of the Consolidated Financial Statements**

Our responsibility is to express an opinion on the standalone financial statements based on our audit. In conducting our audit, we have taken into account the provisions of the Act, the accounting and auditing standards and matters which are required to be included in the audit report under the provisions of the Act and the Rules made there under.

Our objectives are to obtain reasonable assurance about whether the Consolidated Financial Statements as a whole are free from material misstatement, whether due to fraud or error, and to issue an auditor's report that includes our opinion. Reasonable assurance is a high level of assurance, but is not a guarantee that an audit conducted in accordance with SAs will always detect a material misstatement when it exists. Misstatements can arise from fraud or error and are considered material if, individually or in the aggregate, they could reasonably be expected to influence the economic decisions of users taken on the basis of these Consolidated Financial Statements.

As part of an audit in accordance with SAs, we exercise professional judgment and maintain professional skepticism throughout the audit. We also :

- Identify and assess the risks of material misstatement of the consolidated financial statements, whether due to fraud or error, design and perform audit procedures responsive to those risks, and obtain audit evidence that is sufficient and appropriate to provide a basis for our opinion. The risk of not detecting a material misstatement resulting from fraud is higher than for one resulting from error, as fraud may involve collusion, forgery, intentional omissions, misrepresentations, or the override of internal control.
- Obtain an understanding of internal financial controls relevant to the audit in order to design audit procedures that are appropriate in the circumstances. Under section 143(3)(i) of the Act, we are also responsible for expressing our opinion on whether the Company has adequate internal financial controls system in place and the operating effectiveness of such controls.

- Evaluate the appropriateness of accounting policies used and the reasonableness of accounting estimates and related disclosures made by management.
- Conclude on the appropriateness of management's use of the going concern basis of accounting and, based on the audit evidence obtained, whether a material uncertainty exists related to events or conditions that may cast significant doubt on the Group's ability to continue as a going concern. If we conclude that a material uncertainty exists, we are required to draw attention in our auditor's report to the related disclosures in the Consolidated Financial Statements or, if such disclosures are inadequate, to modify our opinion. Our conclusions are based on the audit evidence obtained up to the date of our auditor's report. However, future events or conditions may cause the Group to cease to continue as a going concern.
- Evaluate the overall presentation, structure and content of the Consolidated Financial Statements, including the disclosures, and whether the Consolidated Financial Statements represent the underlying transactions and events in a manner that achieves fair presentation.
- Materiality is the magnitude of misstatement in the consolidated financial statements that, individually or in aggregate, makes it probable that the economic decisions of a reasonably knowledgeable user of the consolidated financial statements may be influenced. We consider quantitative materiality and qualitative factors in (i) planning the scope of our audit work in evaluating the results of our work; and (ii) to evaluate the effect of any identified misstatement in the consolidated financial statements.

We communicate with those charged with governance regarding, among other matters, the planned scope and timing of the audit and significant audit findings, including any significant deficiencies in internal control that we identify during our audit.

We also provide those charged with governance with a statement that we have complied with relevant ethical requirements regarding independence, and to communicate with them all relationships and other matters that may reasonably be thought to bear on our independence, and where applicable, related safeguards.

From the matters communicated with those charged with governance, we determine those matters that were of most significance in the audit of the consolidated financial statements of the current period and are therefore the key audit matters. We

describe these audit matters in our auditors' report unless law or regulation precludes public disclosure about the matter or when, in extremely rare circumstances, we determine that a matter should not be communicated in our report because the adverse consequences of doing so would reasonably be expected to outweigh the public interest benefits of such communication.

## Report on Other Legal and Regulatory Requirements

As required by the Companies (Auditor's Report) Order, 2020 ("the Order") issued by the Central Government in terms of Section 143(11) of the Act, in respect of clause 3(xxi), we report that there have been no qualifications or adverse remarks by the respective auditors in the Companies (Auditor's Report) Order (CARO) reports of the companies included in the consolidated financial statements.

As required by Section 143(3) of the Act, we report that:

- A. We have sought and obtained all the information and explanations which to the best of our knowledge and belief were necessary for the purposes of our audit of the consolidated financial statements;
- B. In our opinion, proper books of account as required by law have been kept by the Company so far as it appears from our examination of those books;
- C. The Consolidated Balance Sheet, the Consolidated Statement of Profit and Loss including Consolidated Other Comprehensive Income, Consolidated Statement of Changes in Equity and the Consolidated Statement of Cash Flow dealt with by this Report are in agreement with the books of account maintained for the purpose of preparation of the consolidated financial statements;
- D. In our opinion, the aforesaid consolidated financial statements comply with the Indian Accounting Standards specified under Section 133 of the Act, read with the Companies (Indian Accounting Standards) Rules, 2015 as amended;
- E. On the basis of the written representations received from the directors as on March 31, 2026 and taken on record by the Board of Directors, none of the directors is disqualified as on March 31, 2026 from being appointed as a director in terms of Section 164 (2) of the Act;
- F. With respect to the adequacy of the internal financial controls over financial reporting of the Holding Company and its subsidiaries, and the operating effectiveness of such controls, refer to our separate Report in "Annexure A". Our report expresses an unmodified opinion on the adequacy and operating effectiveness of the Company's internal financial controls over financial reporting;
- G. With respect to the other matters to be included in the Auditors' Report in accordance with the requirements of section 197(16) of the Act, as amended, in our opinion and to the best of our information and according to the explanations given to us, to us, the remuneration paid by the Holding Company to its directors during the year is in accordance with the provisions of section 197 of the Act.
- H. With respect to the other matters to be included in the Auditor's Report in accordance with Rule 11 of the Companies (Audit and Auditors) Rules, 2014, as amended, in our opinion and to the best of our information and according to the explanations given to us :
  - i) The Group has disclosed the impact of pending litigations on its financial position in its Consolidated Financial Statements;
  - ii) The Group has made provision, as required under the applicable law or accounting standards, for material foreseeable losses, if any, on long-term contracts including derivative contracts;
  - iii) There has been no delay in transferring amounts, required to be transferred, to the Investor Education and Protection Fund by the Holding Company and its subsidiaries.

For **Tanuj Garg & Associates**  
Chartered Accountants  
Firm Registration No. 013843C

**Monika Garg**  
Partner

Place : Noida  
Date : May 26, 2026

Membership No. : 407038  
UDIN : 26407038WMSDVE3279

## ANNEXURE “A” TO THE INDEPENDENT AUDITOR’S REPORT OF EVEN DATE ON THE CONSOLIDATED FINANCIAL STATEMENTS OF PNB FINANCE AND INDUSTRIES LIMITED

(Referred to in paragraph (F) under ‘Report on other Legal and Regulatory Requirements’ of our report of even date)

### REPORT ON THE INTERNAL FINANCIAL CONTROLS UNDER CLAUSE (I) OF SUB-SECTION 3 OF SECTION 143 OF THE COMPANIES ACT, 2013 (“THE ACT”)

In conjunction with our audit of the consolidated financial statements of PNB FINANCE AND INDUSTRIES LIMITED (the “Holding Company”) & its subsidiaries (the holding company and its subsidiaries together referred to as “the Group”) as at and for the year ended March 31, 2026, we have audited the internal financial controls over financial reporting of the Holding Company and considered the audit reports of its subsidiaries been audited by us covered under the Act, as at that date.

### MANAGEMENT’S RESPONSIBILITY FOR INTERNAL FINANCIAL CONTROLS

The Holding Company’s and its subsidiaries management are responsible for establishing and maintaining internal financial controls based on “the internal control over financial reporting criteria established by the Company considering the essential components of internal control stated in the Guidance Note on Audit of Internal Financial Controls over Financial Reporting issued by the Institute of Chartered Accountants of India”. These responsibilities include the design, implementation and maintenance of adequate internal financial controls that were operating effectively for ensuring the orderly and efficient conduct of its business, including adherence to company’s policies, the safeguarding of its assets, the prevention and detection of frauds and errors, the accuracy and completeness of the accounting records, and the timely preparation of reliable financial information, as required under the Act.

### AUDITORS’ RESPONSIBILITY

Our responsibility is to express an opinion on the Group’s internal financial controls over financial reporting based on our audit. We conducted our audit in accordance with the Guidance Note on Audit of Internal Financial Controls over Financial Reporting (the “Guidance Note”) and the Standards on Auditing, issued by ICAI and deemed to be prescribed under section 143 (10) of the Act, to the extent

applicable to an audit of internal financial controls, both applicable to an audit of Internal Financial Controls and, both issued by the Institute of Chartered Accountants of India. Those Standards and the Guidance Note require that we comply with ethical requirements and plan and perform the audit to obtain reasonable assurance about whether adequate internal financial controls over financial reporting were established and maintained and if such controls operated effectively in all material respects.

Our audit involves performing procedures to obtain audit evidence about the adequacy of the internal financial controls system over financial reporting and their operating effectiveness.

Our audit of internal financial controls over financial reporting includes obtaining an understanding of internal financial controls over financial reporting, assessing the risk that a material weakness exists, and testing and evaluating the design and operating effectiveness of internal control based on the assessed risk. The procedures selected depend on the auditor’s judgment, including the assessment of the risks of material misstatement of the financial statements, whether due to fraud or error.

We believe that the audit evidence we have obtained is sufficient and appropriate to provide a basis for our audit opinion on the Holding Company and its subsidiaries internal financial controls system over financial reporting.

### MEANING OF INTERNAL FINANCIAL CONTROLS OVER FINANCIAL REPORTING

A company’s internal financial control over financial reporting is a process designed to provide reasonable assurance regarding the reliability of financial reporting and the preparation of financial statements for external purposes in accordance with generally accepted accounting principles. A company’s internal financial control over financial reporting includes those policies and procedures that (1) pertain to the maintenance of records that, in reasonable detail, accurately and fairly reflect the transactions and dispositions of the assets of the company; (2) provide reasonable assurance that transactions are recorded as necessary to permit preparation of financial statements in accordance with generally accepted accounting principles, and that receipts and expenditures of the company are being made only in accordance with authorisations of management and directors of the company; and (3) provide reasonable assurance regarding prevention or timely detection of unauthorised acquisition, use, or disposition of the company’s assets that could have a material effect on the financial statements.

## **INHERENT LIMITATIONS OF INTERNAL FINANCIAL CONTROLS OVER FINANCIAL REPORTING**

Because of the inherent limitations of internal financial controls over financial reporting, including the possibility of collusion or improper management override of controls, material misstatements due to error or fraud may occur and not be detected. Also, projections of any evaluation of the internal financial controls over financial reporting to future periods are subject to the risk that the internal financial control over financial reporting may become inadequate because of changes in conditions, or that the degree of compliance with the policies or procedures may deteriorate.

## **OPINION**

In our opinion, the Holding Company and its subsidiaries, have in all material respects, an adequate internal financial

controls system over financial reporting and such internal financial controls over financial reporting were operating effectively as at March 31, 2026, based on “the internal control over financial reporting criteria established by the Holding Company and its subsidiaries considering the essential components of internal control stated in the Guidance Note on Audit of Internal Financial Controls over Financial Reporting issued by the Institute of Chartered Accountants of India”

For **Tanuj Garg & Associates**  
Chartered Accountants  
Firm Registration No. 013843C

**Monika Garg**  
Partner

Place : Noida  
Date : May 26, 2026

Membership No. : 407038  
UDIN : 26407038WMSDVE3279

# PNB FINANCE AND INDUSTRIES LIMITED

## CONSOLIDATED BALANCE SHEET AS AT MARCH 31, 2026

| Particulars   | Note no. | As at<br>March 31, 2026<br>(₹ in lakh) | As at<br>March 31, 2025<br>(₹ in lakh) |
|---|----------|--|--|
| <b><u>ASSETS</u></b>  |          |  |  |
| <b>Financial assets</b>   |          |  |  |
| Cash and cash equivalents   | 2 (I)    | 8.05                                   | 3.09                                   |
| Bank balances other than above  | 2 (II)   | 1,049.05                               | 1,367.76                               |
| Investments   | 3        | 4,04,750.91                            | 3,79,688.25                            |
| Other financial assets  | 4        | 152.68                                 | 107.11                                 |
| <b>Non financial assets</b>   |          |  |  |
| Current tax assets (net)  | 5        | 6.58                                   | 14.38                                  |
| Deferred tax assets   | 6        | 9.95                                   | 6.20                                   |
| Property, plant and equipments  | 7        | 0.14                                   | 0.16                                   |
| Other non -financial assets   | 8        | 317.32                                 | 321.22                                 |
| <b>Total</b>  |          | <u>4,06,294.68</u>                     | <u>3,81,508.17</u>                     |
| <b><u>LIABILITIES AND EQUITY</u></b>                                      |          |  |  |
| <b>Liabilities</b>  |          |  |  |
| <b>Financial liabilities</b>  |          |  |  |
| Payables  |          |  |  |
| Other payables  | 9        |  |  |
| Total outstanding dues of micro and small enterprises                     |          | -                                      | -                                      |
| Total outstanding dues of creditor other than micro and small enterprises |          | 2.53                                   | 15.00                                  |
| Other financial liabilities   | 10       | 1.05                                   | 1.37                                   |
| <b>Non- financial liabilities</b>   |          |  |  |
| Current tax liabilities (net)   | 11       | 4.45                                   | -                                      |
| Provisions  | 12       | 39.28                                  | 24.30                                  |
| Deferred tax liabilities  | 13       | 55,345.19                              | 51,973.66                              |
| Other non-financial liabilities   | 14       | 2.27                                   | 5.77                                   |
| <b>Equity</b>   |          |  |  |
| Equity share capital  | 15       | 320.00                                 | 320.00                                 |
| Other equity  | 16       | 3,50,579.91                            | 3,29,168.07                            |
| <b>Total</b>  |          | <u>4,06,294.68</u>                     | <u>3,81,508.17</u>                     |
| <b>Accounting policies and notes on financial statements</b>              | 1-37     |  |  |

The accompanying notes are an integral part of the financial statements.

As per our report of even date attached

**For Tanuj Garg & Associates**

Chartered Accountants  
Firm Regn. No. 013843C

**Monika Garg**  
Partner  
Membership No. 407038

Place: New Delhi  
Date: May 26, 2026

For and on behalf of the Board of Directors

**Nidhi Gupta**  
Director  
DIN: 11730308

**Shweta Saxena**  
Company Secretary  
M.No: A18585

**Rakesh Dhamani**  
Director  
DIN: 07065199

**Viveka Nand Jha**  
Chief Financial Officer  
PAN - AEXPJ2176H

# PNB FINANCE AND INDUSTRIES LIMITED

## CONSOLIDATED STATEMENT OF PROFIT AND LOSS FOR THE YEAR ENDED MARCH 31, 2026

| Particulars   | Note no. | For the year ended<br>March 31, 2026<br>(₹ in lakh) | For the year ended<br>March 31, 2025<br>(₹ in lakh) |
|---|----------|---|---|
| <b>Income</b>   |          |   |   |
| <b>Other income</b>   |          |   |   |
| Interest income   | 17       | 99.00   | 127.79  |
| Dividend income   | 18       | 729.27  | 507.53  |
| Net gain on fair value changes  | 19       | 870.75  | 413.56  |
| Others  | 20       | 0.85  | 2.62  |
| <b>Total income</b>   |          | <b>1,699.87</b>                                     | <b>1,051.50</b>                                     |
| <b>Expenses</b>   |          |   |   |
| Employee benefits expense   | 21       | 95.65   | 84.14   |
| Finance cost (interest on income tax)                                 |          | -   | 1.90  |
| Depreciation and amortization expense                                 | 22       | 0.02  | 0.17  |
| Other expenses  | 23       | 58.17   | 81.33   |
| <b>Total expenses</b>   |          | <b>153.84</b>                                       | <b>167.54</b>                                       |
| <b>Profit before exceptional items and tax</b>                        |          | <b>1,546.03</b>                                     | <b>883.96</b>                                       |
| Exceptional items (expense)   | 24       | 12.07   | -   |
| <b>Profit before tax</b>  |          | <b>1,533.96</b>                                     | <b>883.96</b>                                       |
| Tax expense   |          |   |   |
| Current tax   |          | 297.01  | 168.02  |
| Deferred tax charge/(-)credit   |          | 1.44  | 0.13  |
| Earlier year tax provision (net)                                      |          | (3.45)  | -   |
| Total tax expenses  |          | <b>295.00</b>                                       | <b>168.15</b>                                       |
| <b>Profit after tax for the year (A)</b>                              |          | <b>1,238.96</b>                                     | <b>715.81</b>                                       |
| Profit for the year attributable to                                   |          |   |   |
| Owners of the Company   |          | 1,238.96  | 715.81  |
| Non-controlling interest  |          | -   | -   |
| <b>Other comprehensive income (OCI)</b>                               |          |   |   |
| <b>(I) Items that will be reclassified to the profit or loss</b>      |          |   |   |
| Fair value changes in debt instruments through OCI                    |          | 135.10  | 325.41  |
| Less: reclassified to profit or loss from OCI on sale                 |          | (786.39)  | (412.26)  |
| Less: deferred tax effect on above                                    |          | 93.11   | 121.97  |
|   | (I)      | <b>(558.18)</b>                                     | <b>35.12</b>  |
| <b>(II) Items that will not be reclassified to the profit or loss</b> |          |   |   |
| Fair value changes in equity instruments through OCI                  |          | 24,193.39   | 47,593.90   |
| Less: deferred tax effect on above                                    |          | (3,459.65)  | 18,173.20   |

# PNB FINANCE AND INDUSTRIES LIMITED

| Particulars   | Note no. | For the year ended<br>March 31, 2026<br>(₹ in lakh) | For the year ended<br>March 31, 2025<br>(₹ in lakh) |
|---|----------|---|---|
| Profit/(loss) on write off/sale of equity instruments through OCI             |          | (3.30)  | 50.46   |
| Less: current tax effect on above   |          | 0.47  | (7.61)  |
| Remeasurement of the defined benefit plans                                    |          | (0.79)  | 1.99  |
| Less: deferred tax effect on above  |          | 0.20  | (0.50)  |
|   | (II)     | <u>20,730.32</u>                                    | <u>65,811.44</u>                                    |
| <b>Total other comprehensive income, net of tax (B= I+II)</b>                 |          | <u>20,172.14</u>                                    | <u>65,846.56</u>                                    |
| Other comprehensive income for the year attributable to Owners of the Company |          | 20,172.14   | 65,846.56   |
| Non-controlling interest  |          | -   | -   |
| <b>Total comprehensive income for the year (A+B)</b>                          |          | <u>21,411.10</u>                                    | <u>66,562.37</u>                                    |
| Total comprehensive income for the year attributable to Owners of the Company |          | 21,411.10   | 66,562.37   |
| Non-controlling interest  |          | -   | -   |
| <b>Earnings per equity share</b>  | 25       |   |   |
| (Face value of ₹ 10/- each)   |          |   |   |
| Basic earnings per share (in ₹)   |          | 38.72   | 22.37   |
| Diluted earnings per share (in ₹)   |          | 38.72   | 22.37   |
| <b>Accounting policies &amp; notes on financial statements</b>                | 1-37     |   |   |

The accompanying notes are an integral part of the financial statements.

As per our report of even date attached

**For Tanuj Garg & Associates**

Chartered Accountants  
Firm Regn. No. 013843C

For and on behalf of the Board of Directors

**Monika Garg**

Partner  
Membership No. 407038

Place: New Delhi  
Date: May 26, 2026

**Nidhi Gupta**

Director  
DIN: 11730308

**Shweta Saxena**  
Company Secretary  
M.No: A18585

**Rakesh Dhamani**

Director  
DIN: 07065199

**Viveka Nand Jha**  
Chief Financial Officer  
PAN - AEXPJ2176H

# PNB FINANCE AND INDUSTRIES LIMITED

## CONSOLIDATED CASH FLOW STATEMENT FOR THE YEAR ENDED MARCH 31, 2026

| Particulars  | For the year ended<br>March 31, 2026<br>(₹ in lakh) | For the year ended<br>March 31, 2025<br>(₹ in lakh) |
|--|---|---|
| <b>A Cash flow from operating activities</b>                           |   |   |
| Profit before tax  | 1,533.96  | 883.96  |
| <b>Adjustment for</b>  |   |   |
| Dividend income  | (729.27)  | (507.53)  |
| Distribution/ Income (net) from Investment in AIFs                     | (64.54)   | (1.30)  |
| (Gain)/loss on sale of investment in debt mutual funds (realised)      | (786.39)  | (412.26)  |
| Interest on investments in bonds/debentures                            | -   | (41.27)   |
| Interest on fixed deposits with bank                                   | (99.00)   | (86.52)   |
| Interest on income tax   | -   | 1.90  |
| <b>Non - cash items</b>  |   |   |
| Net gain/(loss) on financial instruments designated through FVTPL      | (19.82)   | -   |
| Provision for leave encashment and gratuity (net)                      | 2.13  | 2.11  |
| One time impact (gratuity & leave encashment) of notified labour codes | 12.07   | -   |
| Depreciation   | 0.02  | 0.17  |
| Amount written off   | -   | 0.84  |
| Provision no longer required, written back                             | (0.07)  | -   |
| Rounding off adjustment  | (0.01)  | 0.01  |
| <b>Operating profit before working capital changes</b>                 | <u>(150.92)</u>                                     | <u>(159.89)</u>                                     |
| <b>Adjustments for changes in working capital</b>                      |   |   |
| (Increase)/ decrease in other non-financial assets                     | 3.90  | 0.52  |
| (Increase)/ decrease in Trade Receivables                              | -   | 118.80  |
| Increase/(decrease) in other payables                                  | (12.40)   | 12.86   |
| Increase/(decrease) in other non-financial liabilities                 | (3.50)  | (18.09)   |
| <b>Cash generated from /(used in) operations</b>                       | <u>(162.92)</u>                                     | <u>(45.80)</u>                                      |
| Income tax paid(net of refund)   | (280.82)  | (121.55)  |
| <b>Net cash from/(used in) operating activities</b>                    | <u>(443.74)</u>                                     | <u>(167.35)</u>                                     |
| <b>B Cash flow from investing activities</b>                           |   |   |
| Dividend received (includes TDS)                                       | 729.27  | 507.53  |
| Distributed income received from Investment in AIF (with TDS)          | 29.23   | 1.30  |
| Interest received (includes TDS) on bonds/debentures and FDR           | 53.43   | 106.32  |
| Maturity of investment in bonds/debentures                             | -   | 880.00  |
| Maturity of fixed deposits with bank                                   | 537.88  | 310.00  |
| Fixed deposits with bank made  | (219.50)  | (741.39)  |
| Purchase of investments in AIF   | (1,350.00)  | (201.70)  |
| Purchase of investments in mutual funds                                | (1,004.00)  | (3,569.00)  |
| Purchase of investments in shares                                      | (1,560.00)  | (1,674.98)  |
| Proceeds from sale of shares   | 166.24  | 299.26  |
| Proceeds from sale/redemption of mutual funds                          | 3,066.15  | 4,245.01  |
| <b>Net cash from/(used in) investing activities</b>                    | <u>448.70</u>                                       | <u>162.35</u>                                       |

# PNB FINANCE AND INDUSTRIES LIMITED

| Particulars   | For the year ended<br>March 31, 2026<br>(₹ in lakh) | For the year ended<br>March 31, 2025<br>(₹ in lakh) |
|---|---|---|
| <b>C Cash flow from financing activities</b>                  |   |   |
| Net cash from/(used in) financing activities                  | C   | -   |
| Net increase/(decrease) in cash and cash equivalents          | (A+B+C)   | (5.00)  |
| Cash and cash equivalents at the beginning of the year        | 3.09  | 8.09  |
| <b>Total cash and cash equivalents at the end of the year</b> | <b>8.05</b>   | <b>3.09</b>   |
| <b><u>Components of cash and cash equivalents</u></b>         |   |   |
| Balances with bank in current accounts                        | 8.05  | 3.09  |
| <b>Total</b>  | <b>8.05</b>   | <b>3.09</b>   |

Note : (i) The above Consolidated statement of cash flow has been prepared under the indirect method as set out in Indian Accounting Standard (Ind AS-7) "Statement of Cash Flow".

(ii) Previous year figures have been regrouped/ rearranged wherever considered necessary.

The accompanying notes are an integral part of the financial statements.

As per our report of even date attached

**For Tanuj Garg & Associates**

Chartered Accountants

Firm Regn. No. 013843C

**Monika Garg**

Partner

Membership No. 407038

Place: New Delhi

Date: May 26, 2026

For and on behalf of the Board of Directors

**Nidhi Gupta**

Director

DIN: 11730308

**Shweta Saxena**

Company Secretary

M.No: A18585

**Rakesh Dhamani**

Director

DIN: 07065199

**Viveka Nand Jha**

Chief Financial Officer

PAN - AEXPJ2176H

# PNB FINANCE AND INDUSTRIES LIMITED

## CONSOLIDATED STATEMENT OF CHANGES IN EQUITY FOR THE YEAR ENDED MARCH 31, 2026

### A. Equity Share Capital

(₹ in lakh)

| Particulars   | Balance as at<br>March 31, 2024 | Changes<br>during the<br>year | Balance as at<br>March 31, 2025 | Changes<br>during the<br>year | Balance as at<br>March 31, 2026 |
|---------------|---------------------------------|-------------------------------|---------------------------------|-------------------------------|---------------------------------|
| Equity shares | 320.00                          | -                             | 320.00                          | -                             | 320.00                          |
|               | 320.00                          | -                             | 320.00                          | -                             | 320.00                          |

### B. Other Equity

(₹ in lakh)

| Particulars  | Reserves and surplus  |                    |   |                                   | Accumulated balance<br>of other comprehensive<br>income (OCI) |                                      | Total<br>other equity |
|--|-----------------------|--------------------|---|-----------------------------------|---|--------------------------------------|-----------------------|
|  | Securities<br>premium | General<br>reserve | Special<br>reserve u/s<br>45-IC of RBI<br>Act, 1934 | Retained<br>earnings<br>(surplus) | Debt<br>instruments<br>through<br>OCI                         | Equity<br>instruments<br>through OCI |                       |
| <b>Balance as at March 31, 2024</b>  | 103.91                | 3,073.25           | 2,574.24  | 11,177.96                         | 1,069.39  | 2,44,606.92                          | 2,62,605.67           |
| <b>Changes during the year ended March 31, 2025:</b>                                     |                       |                    |   |                                   |   |                                      |                       |
| Add : profit/(-) loss for the year   | -                     | -                  | -   | 715.81                            | -   | -                                    | 715.81                |
| Add : other comprehensive income (OCI) for the year :                                    |                       |                    |   |                                   |   |                                      |                       |
| Fair value changes of financial instruments through OCI (net of reclassification)        | -                     | -                  | -   | -                                 | (86.85)   | 47,593.90                            | 47,507.05             |
| Deferred tax on above  | -                     | -                  | -   | -                                 | 121.97  | 18,173.20                            | 18,295.17             |
| Profit/(loss) on write off/sale of equity instruments (net of current tax)               | -                     | -                  | -   | -                                 | -   | 42.85                                | 42.85                 |
| Remeasurement of defined benefit plan (net of deferred tax)                              | -                     | -                  | -   | 1.49                              | -   | -                                    | 1.49                  |
| Add/less: transfer to general reserve  | -                     | 25.51              | -   | (25.51)                           | -   | -                                    | -                     |
| Add/less: transfer to special reserve  | -                     | -                  | 145.73  | (145.73)                          | -   | -                                    | -                     |
| Add/less: Profit/(loss) (net of tax) on write off/sale of equity instruments transferred | -                     | -                  | -   | 42.85                             | -   | (42.85)                              | -                     |
| Add: other adjustments (earlier year)  | -                     | -                  | -   | 0.02                              | -   | -                                    | 0.02                  |
| Rounding off   | -                     | -                  | -   | 0.01                              | -   | -                                    | 0.01                  |
| <b>Balance as at March 31, 2025</b>  | 103.91                | 3,098.76           | 2,719.97  | 11,766.90                         | 1,104.51  | 3,10,374.02                          | 3,29,168.07           |
| <b>Changes during the year ended March 31, 2026:</b>                                     |                       |                    |   |                                   |   |                                      |                       |
| Add : profit/(-) loss for the year   | -                     | -                  | -   | 1,238.96                          | -   | -                                    | 1,238.96              |
| Add : other comprehensive income (OCI) for the year :                                    |                       |                    |   |                                   |   |                                      |                       |
| Fair value changes of financial instruments through OCI (net of reclassification)        | -                     | -                  | -   | -                                 | (651.29)  | 24,193.39                            | 23,542.10             |
| Deferred tax on above  | -                     | -                  | -   | -                                 | 93.11   | (3,459.65)                           | (3,366.54)            |
| Profit/(loss) on write off/sale of equity instruments (net of current tax)               | -                     | -                  | -   | -                                 | -   | (2.83)                               | (2.83)                |
| Remeasurement of defined benefit plan (net of deferred tax)                              | -                     | -                  | -   | (0.59)                            | -   | -                                    | (0.59)                |
| Add/less: transfer to general reserve  | -                     | 28.47              | -   | (28.47)                           | -   | -                                    | -                     |
| Add/less: transfer to special reserve  | -                     | -                  | 239.33  | (239.33)                          | -   | -                                    | -                     |
| Add/less: Profit/(loss) (net of tax) on write off/sale of equity instruments transferred | -                     | -                  | -   | (2.83)                            | -   | 2.83                                 | -                     |
| Add: other adjustments (earlier year)  | -                     | -                  | -   | 0.74                              | -   | -                                    | 0.74                  |
| <b>Balance as at March 31, 2026</b>  | 103.91                | 3,127.23           | 2,959.30  | 12,735.38                         | 546.33  | 3,31,107.76                          | 3,50,579.91           |

As per our report of even date attached

**For Tanuj Garg & Associates**

Chartered Accountants

Firm Regn. No. 013843C

**Monika Garg**

Partner

Membership No. 407038

For and on behalf of the Board of Directors

**Nidhi Gupta**

Director

DIN: 11730308

**Rakesh Dhamani**

Director

DIN: 07065199

Place: New Delhi

Date: May 26, 2026

**Shweta Saxena**

Company Secretary

M.No: A18585

**Viveka Nand Jha**

Chief Financial Officer

PAN - AEXPJ2176H

# PNB FINANCE AND INDUSTRIES LIMITED

## NOTES TO THE CONSOLIDATED FINANCIAL STATEMENTS FOR THE YEAR ENDED MARCH 31, 2025

### Corporate Overview

PNB Finance and Industries Limited ('the company') is a public limited company domiciled and incorporated in India under the provisions of Indian Companies Act. The equity shares of the Company is listed with The Calcutta Stock Exchange Ltd. The Company is registered with the RBI as a Non-Banking Financial Institution (non-deposit accepting/non-deposit taking).

### Note- 1: Basis of preparation, basis of consolidation, and summary of material accounting policies of consolidated financial statements

The Consolidated Financial Statements comprise of financial statements of PNB Finance and Industries Limited ('the Company')/ 'the Parent Company') and its wholly owned subsidiaries (hereinafter collectively referred to as the "Group") for the year ended March 31, 2026.

The Consolidated Financial Statements include financial statements of the subsidiaries of PNB Finance and Industries Limited ('the Company') consolidated in accordance with Indian Accounting Standards 110 'Consolidated Financial Statements'.

| The Subsidiaries which are considered and included in the consolidation along with Company's holdings are given below: |   |   |         |
|--|---|---|---------|
| S. No.   | Name of the company                                       | Ownership in % either directly or through subsidiary at the end of the year |         |
|  |   | 2025-26   | 2024-25 |
| 1.   | Subsidiary (Indian)<br>Punjab Mercantile and Traders Ltd. | 100%  | 100%    |
| 2.   | Esoterica Services Ltd                                    | 100%  | 100%    |

#### 1.1 Basis of Preparation:

The Consolidated financial statements of the Group have been prepared in accordance with Indian Accounting Standards (Ind AS) notified under Section 133 of Companies Act, 2013 (the Act) read together with the Companies (Indian Accounting Standards) Rules, 2015, as amended from time to time and disclosures are made in accordance with the requirement of Division III of Schedule III of the Act and other relevant provisions of the Act to the extent applicable.

The consolidated financial statements have been prepared on a historical cost basis, except for the certain financial assets and financial liabilities that are measured and carried at fair value.

The consolidated financial statements are approved by the Board of Directors on May 26, 2026.

#### 1.2 Basis of Consolidation

(i) The consolidated financial statements incorporate the financial statements of the parent company and its subsidiaries. The parent company together with its subsidiaries constitutes the Group. For this purpose, an entity which is, directly or indirectly, controlled by the parent company is treated as subsidiary.

Control is achieved when the Group directly or indirectly:

- has power over the investee.
- is exposed, or has rights, to variable returns from its involvement with the investee; and
- has the ability to use its power to affect its returns.

(ii) The Consolidated financial statements of the Group combine financial statements of parent company and its subsidiaries line by line basis by adding together the like items of assets, liabilities, income and expenses.

(iii) All intragroup assets and liabilities, equity, income, expenses, unrealised profits/losses and cash flows relating to transactions between the entities of the Group are eliminated on consolidation.

(iv) The financial statements of all the entities used for the purpose of consolidation are drawn up to the same reporting date as that of the parent company.

## PNB FINANCE AND INDUSTRIES LIMITED

- (v) The consolidated financial statements are prepared using uniform accounting policies as the company's standalone financial statements, however where necessary, adjustments are made to the financial statements of subsidiaries to bring their accounting policies in line with the Group's accounting policies.
- (vi) Profit or loss, other comprehensive income and total comprehensive income of the subsidiaries are attributed to the owners of the parent company and to the non-controlling interests (NCI) in their respective holdings and have been shown separately in the consolidated financial statements.

Non-controlling interest represents that part of the profit or Loss, other comprehensive income and total comprehensive income and net assets of subsidiaries attributable to interests which are not owned, directly or indirectly, by the parent company.

The subsidiaries considered in the consolidated financial statements are wholly owned by parent company, thus profit or loss, other comprehensive income and total comprehensive income of these subsidiaries are wholly attributed to the owners of the parent company in the financial statements.

- (vii) Investments other than Investment in subsidiaries have been accounted for as per Indian Accounting Standard (Ind AS) 109 "Financial Instruments".

### 1.3 Other Material Accounting Policies

Other material accounting policies followed by the Group are exactly similar to the material accounting policies of the parent company i.e. PNB Finance and Industries Limited; and hence have not been reproduced here.

Refer note 1 [from Note 1.3] of the Standalone financial statements of PNB Finance and Industries Limited for the year ended March 31, 2026 for details with respect to summary of material accounting policies.

These accounting policies have been consistently applied to all the years presented, unless otherwise stated.

## 2 CASH AND BANK BALANCES

(₹ in lakh)

| Particulars  | As at<br>March 31, 2026 | As at<br>March 31, 2025 |
|--|-------------------------|-------------------------|
| <b>2 (I) : Cash and cash equivalents</b>                           |                         |                         |
| Balances with with HDFC bank in current account                    | 8.05                    | 3.09                    |
| <b>Sub total-I</b>   | <b>8.05</b>             | 3.09                    |
| <b>2 (II) : Bank balance other than above (I)</b>                  |                         |                         |
| Fixed deposits with HDFC bank (Maturity: December 30, 2025)        | -                       | 203.00                  |
| Fixed deposits with HDFC bank (Maturity: April 09, 2026)           | 203.50                  | 203.50                  |
| Fixed deposits with HDFC bank (Maturity :Jan 01, 2027)             | 219.50                  | -                       |
| Fixed deposits with HDFC bank (Maturity: Nov 11, 2025)             | -                       | 10.88                   |
| Fixed deposits with HDFC bank (Maturity: Sep 10, 2025)             | -                       | 324.01                  |
| Fixed deposits with HDFC bank (Maturity: March 20, 2027)           | 625.00                  | 625.00                  |
| Earmarked balances with HDFC bank (in unclaimed dividend accounts) | 1.05                    | 1.37                    |
| <b>Sub total-II</b>  | <b>1,049.05</b>         | 1,367.76                |
| <b>Total (I+II)</b>  | <b>1,057.10</b>         | 1,370.85                |

# PNB FINANCE AND INDUSTRIES LIMITED

## 4 INVESTMENTS

(Investment in India & other than trade)

| Particulars   | Face value Per share/bond /unit (in ₹) | As at March 31, 2026       |                   | As at March 31, 2025       |                   |
|---|--|----------------------------|-------------------|----------------------------|-------------------|
|   |  | Units/bonds/shares in No.* | Value (₹ in lakh) | Units/bonds/shares in No.* | Value (₹ in lakh) |
| <b>(1) In debt mutual funds</b>   |  |                            |                   |                            |                   |
| <b>Unquoted</b>   |  |                            |                   |                            |                   |
| <b>(Carried at fair value through OCI (FVTOCI))</b>   |  |                            |                   |                            |                   |
| <b>Non current</b>  |  |                            |                   |                            |                   |
| Axis Treasury Advantage Fund - Direct - Growth  | 1000                                   | 749                        | 25.42             | -                          | -                 |
| Axis Short Duration Fund- Direct - Growth (Earlier Axis Short Term Plan)  | 10                                     | 2,48,129                   | 87.11             | 2,48,129                   | 81.64             |
| ICICI Prudential Short Term Fund-Direct Plan- Growth  | 10                                     | 1,42,713                   | 97.69             | 1,50,243                   | 96.25             |
| Bandhan Medium Duration Fund - Growth-Direct (Earlier Bandhan/IDFC Bond Fund/IDFC Super Savings Income Fund- MTP) | 10                                     | 22,21,049                  | 1,139.67          | 30,75,216                  | 1,498.36          |
| Bandhan Bond Fund- Short Term Plan-Direct Growth (Earlier IDFC Bond Fund - Short Term Plan)                       | 10                                     | 1,10,530                   | 70.20             | 1,14,906                   | 68.67             |
| Kotak Banking & PSU Debt Fund - Direct- Growth  | 10                                     | 99,693                     | 70.49             | 25,29,313                  | 1,684.34          |
| HSBC Short Duration Fund - Direct - Growth (Earlier L&T Short Duration Fund / L&T Short Term Bond Fund)           | 10                                     | 31,558                     | 9.17              | 36,782                     | 10.07             |
| Nippon India Nivesh Lakshya Fund - Direct-Growth  | 10                                     | 3,69,701                   | 65.92             | 3,69,701                   | 66.89             |
| <b>Total [1]</b>  |  |                            | 1,565.67          |                            | 3,506.22          |
| <b>(1A) In other debt fund - [alternative investment fund]</b>  |  |                            |                   |                            |                   |
| <b>Unquoted</b>   |  |                            |                   |                            |                   |
| <b>(Carried at fair value through PL (FVTPL))</b>   |  |                            |                   |                            |                   |
| <b>Non current</b>  |  |                            |                   |                            |                   |
| 360 One Income Opportunities Fund-Series 5 (Category II Class A3)   | 10                                     | 68,69,364                  | 775.38            | -                          | -                 |
| Aventus Structured Credit Fund III-(Category II Class A3)   | 1,00,000                               | 600                        | 629.01            | -                          | -                 |
| <b>Total [1A]</b>   |  |                            | 1,404.39          |                            | -                 |
| <b>(2) In equity mutual funds</b>   |  |                            |                   |                            |                   |
| <b>Unquoted</b>   |  |                            |                   |                            |                   |
| <b>(Carried at fair value through OCI (FVTOCI))</b>   |  |                            |                   |                            |                   |
| <b>Non current</b>  |  |                            |                   |                            |                   |
| ICICI Prudential Large Cap Fund- Direct Plan Growth (Erstwhile ICICI Prudential Bluechip Fund)                    | 10                                     | 27,02,728                  | 2,975.97          | 27,02,728                  | 3,049.49          |
| UTI Nifty 50 Index Fund - Direct - Growth   | 10                                     | 13,31,336                  | 2,078.43          | 13,31,336                  | 2,168.85          |
| UTI Nifty Next 50 Index Fund - Direct - Growth  | 10                                     | 1,77,559                   | 39.70             | 1,30,834                   | 30.35             |
| SBI Nifty Index Fund - Direct Plan- Growth  | 10                                     | 7,98,178                   | 1,656.30          | 7,97,305                   | 1,727.83          |
| HDFC Nifty 50 Index Fund -Direct Plan- Growth   | 10                                     | 11,28,381                  | 2,449.92          | 11,28,381                  | 2,557.63          |
| Nippon India Large Cap Fund - Direct - Growth   | 10                                     | 38,472                     | 35.18             | 38,472                     | 35.73             |
| <b>Total [2]</b>  |  |                            | 9,235.50          |                            | 9,569.88          |
| <b>(2A) In other equity fund -[alternative investment fund]</b>   |  |                            |                   |                            |                   |

## PNB FINANCE AND INDUSTRIES LIMITED

| Particulars  | Face value Per share/bond /unit (in ₹) | As at March 31, 2026        |                   | As at March 31, 2025        |                   |
|--|--|-----------------------------|-------------------|-----------------------------|-------------------|
|  |  | Units/bonds/ shares in No.* | Value (₹ in lakh) | Units/bonds/ shares in No.* | Value (₹ in lakh) |
| <b>Unquoted</b>  |  |                             |                   |                             |                   |
| <b>(Carried at fair value through OCI (FVTOCI))</b>  |  |                             |                   |                             |                   |
| <b>Non current</b>   |  |                             |                   |                             |                   |
| Amara Partners Growth Fund-I-Category II Class A1  | 1000                                   | 20,170                      | 272.92            | 20,170                      | 173.78            |
| <b>Total [2A]</b>  |  |                             | 272.92            |                             | 173.78            |
| <b>(3) In equity shares @</b>  |  |                             |                   |                             |                   |
| <b>(a) Quoted</b>  |  |                             |                   |                             |                   |
| <b>(Carried at fair value through OCI (FVTOCI))</b>  |  |                             |                   |                             |                   |
| <b>Non current</b>   |  |                             |                   |                             |                   |
| <b>Fully paid up shares of :</b>   |  |                             |                   |                             |                   |
| Camac Commercial Co. Ltd.  | 10                                     | 1,00,975                    | 27,201.66         | 1,00,975                    | 24,894.28         |
| HDFC Bank Ltd.<br>(C.Y. holding includes 24,38,280 Bonus shares received in ratio 1:1)                         | 1                                      | 48,76,560                   | 35,674.47         | 24,38,280                   | 44,576.63         |
| ICICI Bank Ltd.  | 2                                      | 1,38,900                    | 1,675.00          | 1,38,900                    | 1,872.86          |
| Tata Consultancy Services Ltd (TCS)  | 1                                      | -                           | -                 | 5,268                       | 189.97            |
| Bajaj Finance Ltd  | 2                                      |                             |                   | 16,353                      | 1,462.87          |
| Bajaj Finance Ltd (Holding includes 1,30,824 Bonus shares received, post change of face value from ₹ 2 to ₹ 1) | 1                                      | 1,63,530                    | 1,310.78          | -                           | -                 |
| Titan Company Ltd  | 1                                      | 52,262                      | 2,065.08          | 52,262                      | 1,600.97          |
| Susmit Trading Ltd.@@  | 10                                     |                             |                   | 29,400                      | -                 |
| <b>Total [3(a)]</b>  |  |                             | 67,926.99         |                             | 74,597.58         |
| <b>(3) In equity shares @</b>  |  |                             |                   |                             |                   |
| <b>(b) Unquoted</b>  |  |                             |                   |                             |                   |
| <b>(Carried at fair value through OCI (FVTOCI))</b>  |  |                             |                   |                             |                   |
| <b>Non current</b>   |  |                             |                   |                             |                   |
| <b>Fully paid up shares of</b>   |  |                             |                   |                             |                   |
| Bennett, Coleman & Co Ltd (includes bonus shares ₹ 2,66,63,976)  | 10                                     | 5,22,97,848                 | 2,56,259.46       | 5,22,97,848                 | 2,26,669.33       |
| Ashoka Viniyoga Ltd  | 10                                     | 59,100                      | 20,587.48         | 59,100                      | 16,172.81         |
| Excel Publishing House Ltd   | 10                                     | 23,900                      | 335.79            | 23,900                      | 326.31            |
| Artee Viniyoga Ltd.  | 10                                     | 2,49,860                    | 3,070.78          | 2,49,860                    | 2,864.77          |
| Combine Holding Limited  | 10                                     | 93,150                      | 11,152.85         | 93,150                      | 8,835.05          |
| Sahu Jain Ltd  | 10                                     | 4,900                       | 29.89             | 4,900                       | 29.05             |
| Times Publishing House Ltd   | 10                                     | 47,880                      | 2,184.76          | 47,880                      | 1,904.19          |
| Sahu Jain Services Ltd   | 10                                     | 9,905                       | 1,072.32          | 9,905                       | 1,036.36          |
| Bennett Property Holdings Company Ltd.#  | 10                                     | 87,16,308                   | 26,497.58         | 87,16,308                   | 32,927.60         |
| Pearl Printwell Ltd  | 10                                     | 19,900                      | 295.71            | 19,900                      | 288.44            |
| Fourth Estate Ltd  | 100                                    | 5,700                       | 739.69            | 5,700                       | 724.64            |
| NSE Limited  | 1                                      | 1,00,000                    | 2,054.00          | -                           | -                 |
| Nandavrat Properties & Developers Ltd  | 10                                     | 2,94,990                    | 41.30             | 2,94,990                    | 39.65             |
| Shantiniketan Estate Ltd   | 100                                    | 975                         | 12.61             | 975                         | 11.66             |

## PNB FINANCE AND INDUSTRIES LIMITED

| Particulars                                     | Face value Per share/bond /unit (in ₹) | As at March 31, 2026        |                    | As at March 31, 2025        |                    |
|---|--|-----------------------------|--------------------|-----------------------------|--------------------|
|   |  | Units/bonds/ shares in No.* | Value (₹ in lakh)  | Units/bonds/ shares in No.* | Value (₹ in lakh)  |
| Bennett Advisory Services Ltd                   | 10                                     | 9,750                       | 3.22               | 9,750                       | 2.93               |
| <b>Total [3(b)]</b>                             |  |                             | <b>3,24,337.44</b> |                             | <b>2,91,832.79</b> |
| <b>(4) Other investment</b>                     |  |                             |                    |                             |                    |
| <b>Non current</b>                              |  |                             |                    |                             |                    |
| <b>(Carried at cost)</b>                        |  |                             |                    |                             |                    |
| Investment in paintings                         |  |                             | 8.00               |                             | 8.00               |
| <b>Total [4]</b>                                |  |                             | <b>8.00</b>        |                             | <b>8.00</b>        |
| <b>Grand total (1+1A+2+2A+3(a)+3(b)+4)</b>      |  |                             | <b>4,04,750.91</b> |                             | <b>3,79,688.25</b> |
| <b>Summary of investments :</b>                 |  |                             |                    |                             |                    |
| <b>Investments measured &amp; carried :</b>     |  |                             |                    |                             |                    |
| At fair value through PL (FVTPL)                |  |                             | 1,404.39           | -                           | -                  |
| At fair value through OCI (FVTOCI)              |  |                             | 4,03,338.52        |                             | 3,79,680.25        |
| At amortised cost                               |  |                             | -                  |                             | -                  |
| At cost   |  |                             | 8.00               |                             | 8.00               |
| <b>Total</b>                                    |  |                             | <b>4,04,750.91</b> |                             | <b>3,79,688.25</b> |
| <b>Category of investments :</b>                |  |                             |                    |                             |                    |
| In Equity shares                                |  |                             | 3,92,264.43        |                             | 3,66,430.37        |
| In Mutual Funds                                 |  |                             | 10,801.17          |                             | 13,076.10          |
| In Other Funds(alternative investment fund)     |  |                             | 1,677.31           |                             | 173.78             |
| In Bonds/NCDs                                   |  |                             | -                  |                             | -                  |
| In Others (Paintings)                           |  |                             | 8.00               |                             | 8.00               |
| <b>Total</b>                                    |  |                             | <b>4,04,750.91</b> |                             | <b>3,79,688.25</b> |
| <b>Investments -current &amp; non-current :</b> |  |                             |                    |                             |                    |
| Current (within 12 months)                      |  |                             | -                  |                             | -                  |
| Non -current (long term)                        |  |                             | 4,04,750.91        |                             | 3,79,688.25        |
| <b>Total</b>                                    |  |                             | <b>4,04,750.91</b> |                             | <b>3,79,688.25</b> |
| <b>Total investments -quoted and unquoted :</b> |  |                             |                    |                             |                    |
| Quoted  |  |                             | 67,926.99          |                             | 74,597.58          |
| Unquoted  |  |                             | 3,36,823.92        |                             | 3,05,090.67        |
| <b>Total</b>                                    |  |                             | <b>4,04,750.91</b> |                             | <b>3,79,688.25</b> |

\*Units are rounded off to the nearest unit.

# In pursuance of scheme of arrangement entered between Bennett,Coleman & Co. Ltd.( BCCL) and Bennett Property Holdings Company Limited (BPHCL) as approved by the Bombay High Court order dated December 02, 2011 the Company has received shares of BPHCL in proportion of 1:6.

@The fair value change of investment in unquoted equity shares and those quoted shares, which have not been traded / no latest quotes are available, has been considered based on latest available audited/unaudited financial statements of the respective investee companies. Further, fair value of Investment in those unquoted shares, which are acquired within one year has been considered at acquisition price.

@@ During the current financial year, investment in equity shares of “Susmit Trading Ltd” has been written off and accordingly, loss of ₹ 0.74 Lakh (loss as cost of Investment on write off) on Equity Instruments (Equity shares) have been booked and routed through “Other comprehensive income (OCI)” under statement of profit and loss.

# PNB FINANCE AND INDUSTRIES LIMITED

| Particulars  | As at<br>March 31, 2026<br>(₹ in lakh) | As at<br>March 31, 2025<br>(₹ in lakh) |
|--|--|--|
| <b>4. OTHER FINANCIAL ASSETS</b>   |  |  |
| Interest accrued on bank fixed deposits #  | 152.36                                 | 106.79                                 |
| Deposit with custodian(CDSL) & RTA   | <u>0.32</u>                            | <u>0.32</u>                            |
| <b>Total</b>   | <u>152.68</u>                          | <u>107.11</u>                          |
| # includes Interest accrued on bank fixed deposits for ₹ Nil (P.Y. - ₹ 84.61 Lakh), which is receivable after 12 months.   |  |  |
| <b>5. CURRENT TAX ASSETS (NET)</b>   |  |  |
| (Unsecured, considered good)   |  |  |
| Advance income tax & TDS   | 13.76                                  | 190.01                                 |
| Provision for income tax   | <u>(7.18)</u>                          | <u>(175.63)</u>                        |
| <b>Total</b>   | <u>6.58</u>                            | <u>14.38</u>                           |
| <b>6. DEFERRED TAX ASSETS (NET)</b>  |  |  |
| Deferred tax assets (net) on account of deductible temporary difference between tax base and carrying amount of assets/liabilities :<br>on employee benefits liabilities (gratuity & leave encashment) | 9.89                                   | 6.12                                   |
| on property, plant and equipments  | <u>0.06</u>                            | <u>0.08</u>                            |
| <b>Total</b>   | <u>9.95</u>                            | <u>6.20</u>                            |

| Particulars                              | Tangible Assets (₹ in lakh)            |                     | Total       |
|--|--|---------------------|-------------|
|  | Office equipments (computers & others) | Furniture & fixture |             |
| <b>7. PROPERTY, PLANT AND EQUIPMENTS</b> |  |                     |             |
| <b>At cost</b>                           |  |                     |             |
| <b>Gross carrying amount</b>             |  |                     |             |
| <b>Balance as at March 31, 2024</b>      | 4.63                                   | 0.30                | 4.93        |
| Addition during the year                 | -                                      | -                   | -           |
| Addition/adjustment during the year      | <u>-</u>                               | <u>-</u>            | <u>-</u>    |
| <b>Balance as at March 31, 2025</b>      | <u>4.63</u>                            | <u>0.30</u>         | <u>4.93</u> |
| Addition during the year                 | -                                      | -                   | -           |
| Addition/adjustment during the year      | <u>-</u>                               | <u>-</u>            | <u>-</u>    |
| <b>Balance as at March 31, 2026</b>      | <u>4.63</u>                            | <u>0.30</u>         | <u>4.93</u> |
| <b>Accumulated depreciation</b>          |  |                     |             |
| Balance as at March 31, 2024             | 4.44                                   | 0.16                | 4.60        |
| Depreciation charge during the year      | 0.14                                   | 0.03                | 0.17        |
| Deletion/disposal during the year        | -                                      | -                   | -           |
| Adjustment during the year               | <u>(0.03)</u>                          | <u>0.03</u>         | <u>-</u>    |
| <b>Balance as at March 31, 2025</b>      | <u>4.55</u>                            | <u>0.22</u>         | <u>4.77</u> |
| Depreciation charge during the year      | 0.00                                   | 0.02                | 0.02        |
| Deletion/disposal during the year        | -                                      | -                   | -           |
| Adjustment during the year               | <u>-</u>                               | <u>-</u>            | <u>-</u>    |
| <b>Balance as at March 31, 2026</b>      | <u>4.55</u>                            | <u>0.24</u>         | <u>4.79</u> |
| <b>Net carrying amount</b>               |  |                     |             |
| <b>As at March 31, 2026</b>              | <b>0.08</b>                            | <b>0.06</b>         | <b>0.14</b> |
| As at March 31, 2025                     | 0.08                                   | 0.08                | 0.16        |
| As at March 31, 2024                     | 0.19                                   | 0.14                | 0.33        |

# PNB FINANCE AND INDUSTRIES LIMITED

| Particulars   | As at<br>March 31, 2026<br>(₹ in lakh) | As at<br>March 31, 2025<br>(₹ in lakh) |
|---|--|--|
| <b>8. OTHER NON-FINANCIAL ASSETS</b>  |  |  |
| (Unsecured, considered good)  |  |  |
| Staff Advance   | 5.00                                   | 9.00                                   |
| Prepaid expenses  | 2.30                                   | 1.97                                   |
| Amount deposited with SEBI, as per SAT Order #                                      | 310.00                                 | 310.00                                 |
| Other receivables (advance for expenses)  | 0.02                                   | 0.25                                   |
| <b>Total</b>  | <u>317.32</u>                          | <u>321.22</u>                          |
| # Refer "Note- 29 : Contingent liabilities & committments" for detailed disclosure. |  |  |
| <b>9. OTHER PAYABLES</b>  |  |  |
| Payable to micro and small enterprises  | -                                      | -                                      |
| Payable to others   | 2.53                                   | 15.00                                  |
| <b>Total</b>  | <u>2.53</u>                            | <u>15.00</u>                           |

## Other payables ageing as at March 31, 2026

(₹ in lakh)

| Particulars                                 | MSME | Others | Disputed dues<br>- MSME | Disputed dues<br>- Others | Total |
|---|------|--------|-------------------------|---------------------------|-------|
| <b>Outstanding from due date of payment</b> |      |        |                         |                           |       |
| Less than 1 year                            | -    | 2.40   | -                       | -                         | 2.40  |
| 1-2 years                                   | -    | 0.13   | -                       | -                         | 0.13  |
| 2-3 years                                   | -    | -      | -                       | -                         | -     |
| More than 3 years                           | -    | -      | -                       | -                         | -     |
| <b>Total</b>                                | -    | 2.53   | -                       | -                         | 2.53  |

## Other payables ageing as at March 31, 2025

| Particulars                                 | MSME | Others | Disputed dues<br>- MSME | Disputed dues -<br>Others | Total |
|---|------|--------|-------------------------|---------------------------|-------|
| <b>Outstanding from due date of payment</b> |      |        |                         |                           |       |
| Less than 1 year                            | -    | 14.96  | -                       | -                         | 14.96 |
| 1-2 years                                   | -    | 0.04   | -                       | -                         | 0.04  |
| 2-3 years                                   | -    | -      | -                       | -                         | -     |
| More than 3 years                           | -    | -      | -                       | -                         | -     |
| <b>Total</b>                                | -    | 15.00  | -                       | -                         | 15.00 |

| Particulars                            | As at<br>March 31, 2026<br>(₹ in lakh) | As at<br>March 31, 2025<br>(₹ in lakh) |
|--|--|--|
| <b>10. OTHER FINANCIAL LIABILITIES</b> |  |  |
| Unpaid dividends*                      | 1.05                                   | 1.37                                   |
| <b>Total</b>                           | <u>1.05</u>                            | <u>1.37</u>                            |
| * Unclaimed portion only               |  |  |

# PNB FINANCE AND INDUSTRIES LIMITED

| Particulars   | As at<br>March 31, 2026<br>(₹ in lakh) | As at<br>March 31, 2025<br>(₹ in lakh) |
|---|--|--|
| <b>11. CURRENT TAX LIABILITIES (NET)</b>  |  |  |
| Provision for income tax  | 289.36                                 | -                                      |
| Less : advance income tax & TDS   | <u>(284.91)</u>                        | -                                      |
| <b>Total</b>  | <u>4.45</u>                            | <u>-</u>                               |
| <b>12. PROVISIONS</b>   |  |  |
| <u>Provision for employee benefits</u>  |  |  |
| - for leave encashment #  | 9.53                                   | 6.23                                   |
| - for gratuity #  | <u>29.75</u>                           | <u>18.07</u>                           |
| <b>Total</b>  | <u>39.28</u>                           | <u>24.30</u>                           |
| # Refer Note-31 for detailed disclosures.   |  |  |
| <b>13. DEFERRED TAX LIABILITIES</b>   |  |  |
| Deferred tax liabilities on account of deductible temporary difference between tax base and carrying amount of assets/liabilities :                     |  |  |
| Investment in debt instruments (measured at FVTOCI)   | 91.19                                  | 184.30                                 |
| Investment in equity instruments (measured at FVTOCI)   | 55,249.01                              | 51,789.36                              |
| Investment in debt instruments (measured at FVTPL)  | <u>4.99</u>                            | -                                      |
| <b>Total</b>  | <u>55,345.19</u>                       | <u>51,973.66</u>                       |
| <b>14. OTHER NON-FINANCIAL LIABILITIES</b>  |  |  |
| <b>Others</b>   |  |  |
| TDS payable   | 1.67                                   | 2.72                                   |
| GST payable   | -                                      | 2.48                                   |
| Provident fund payable  | 0.60                                   | 0.53                                   |
| Other payables  | <u>-</u>                               | <u>0.04</u>                            |
| <b>Total</b>  | <u>2.27</u>                            | <u>5.77</u>                            |
| <b>15. EQUITY SHARE CAPITAL</b>   |  |  |
| Equity share capital  |  |  |
| <b>Authorised share capital</b>   |  |  |
| 50,00,000 (P.Y. -50,00,000) equity shares of ₹ 10 each  | <u>500.00</u>                          | <u>500.00</u>                          |
| <b>Total</b>  | <u>500.00</u>                          | <u>500.00</u>                          |
| <b>Issued share capital</b>   |  |  |
| 32,00,000 (P.Y. -32,00,000) shares of ₹10 each  | <u>320.00</u>                          | <u>320.00</u>                          |
| <b>Total</b>  | <u>320.00</u>                          | <u>320.00</u>                          |
| <b>Subscribed &amp; fully paid share capital</b>  |  |  |
| a) 8,01,288.5 (P.Y. - 8,01,288.5) equity shares of ₹ 10 each fully paid up. (on reduction of share capital through High Court order dated 15-11-1973)   | 80.13                                  | 80.13                                  |
| b) 23,98,711.5 (P.Y.-23,98,711.5) equity shares of ₹ 10 each fully paid up (including 131 equity shares of ₹ 10 each in the form of fractional coupons) | <u>239.87</u>                          | <u>239.87</u>                          |
| <b>Total</b>  | <u>320.00</u>                          | <u>320.00</u>                          |

# PNB FINANCE AND INDUSTRIES LIMITED

**(i) Terms/rights attached to equity shares**

The Company has only one class of equity shares having a par value of ₹ 10 per share. Each holder of equity shares is entitled to one vote per share.

In the event of the liquidation of the Company, the holders of equity shares will be entitled to remaining assets of the Company, after meeting all liabilities.

**(ii) Reconciliation of equity shares held at the beginning and at the end of the year**

| Particulars                  | As at March 31, 2026 |           | As at March 31, 2025 |           |
|------------------------------|----------------------|-----------|----------------------|-----------|
|                              | No. of shares        | ₹ in lakh | No. of shares        | ₹ in lakh |
| At the beginning of the year | 32,00,000            | 320.00    | 32,00,000            | 320.00    |
| Movement during the year     | -                    | -         | -                    | -         |
| At the end of the year       | 32,00,000            | 320.00    | 32,00,000            | 320.00    |

(iii) There is no change in the share capital in the period of five years immediately preceding the date as at which the balance sheet is prepared. There has been no allotment of shares pursuant to contract(s) without payment being received in cash or by way of bonus issue and no shares have been bought back in the five years immediately preceding the balance sheet date i.e. March 31, 2026.

(iv) No dividend has been proposed/declared during the year ended March 31, 2026 (during the previous year ended March 31, 2025- Nil). As and when the company proposes the payment of dividend, the same will be paid in Indian rupees.

(v) Details of shareholders holding more than 5 % shares in the company.

| Name of the shareholder          | As at March 31, 2026 | As at March 31, 2025 |
|----------------------------------|----------------------|----------------------|
|                                  | No. of shares        | No. of shares        |
| Artee Viniyoga Limited           | 8,01,710             | 8,01,710             |
| Ashoka Viniyoga Limited          | 6,51,660             | 6,51,660             |
| Camac Commercial Company Limited | 5,20,000             | 5,20,000             |
| Mr. Samir Jain                   | 5,18,827             | 5,18,827             |
| Mrs. Meera Jain                  | 2,73,604             | 2,73,604             |
| Combine Holding Limited          | 1,61,437             | 1,61,437             |

**(vi) Details of shareholding of promoters in the Company**

| Promoter name | As at March 31, 2026 |                   |                          | As at March 31, 2025 |                   |                          |
|---------------|----------------------|-------------------|--------------------------|----------------------|-------------------|--------------------------|
|               | No. of shares held   | % of total shares | % change during the year | No. of shares held   | % of total shares | % change during the year |
| NIL           | NIL                  | NIL               | NIL                      | NIL                  | NIL               | NIL                      |

**Particulars**

**16. OTHER EQUITY**

**I. Reserve & Surplus**

**A. Securities premium**

Balance as per last financial statements  
 Add/less : addition/(adjustment) during the year  
**Balance at the end of the year**

| As at March 31, 2026<br>(₹ in lakh) | As at March 31, 2025<br>(₹ in lakh) |
|-------------------------------------|-------------------------------------|
| 103.91                              | 103.91                              |
| -                                   | -                                   |
| <b>103.91</b>                       | <b>103.91</b>                       |

# PNB FINANCE AND INDUSTRIES LIMITED

| Particulars  | As at<br>March 31, 2026<br>(₹ in lakh) | As at<br>March 31, 2025<br>(₹ in lakh) |
|--|--|--|
| <b><u>B. General reserve</u></b>   |  |  |
| Balance as per last financial statements   | 3,098.76                               | 3,073.25                               |
| Add/less : addition/(adjustment) during the year   | 28.47                                  | 25.51                                  |
| <b>Balance at the end of the year</b>  | <b>3,127.23</b>                        | <b>3,098.76</b>                        |
| <b><u>C. Special reserve u/s 45-IC of RBI Act,1934</u></b>   |  |  |
| Balance as per last financial statements   | 2,719.97                               | 2,574.24                               |
| Add/less : addition/(adjustment) during the year   | 239.33                                 | 145.73                                 |
| <b>Balance at the end of the year</b>  | <b>2,959.30</b>                        | <b>2,719.97</b>                        |
| <b><u>D. Retained earnings (surplus)</u></b>   |  |  |
| Balance as per last financial statements   | 11,766.90                              | 11,177.96                              |
| Add - profit for the year  | 1,238.96                               | 715.81                                 |
| Add - Other adjustments (earlier year)   | 0.74                                   | 0.02                                   |
| <b>Item of OCI recognised directly in retained earnings</b>  |  |  |
| Add : remeasurement of the defined benefit plans (net of deferred tax) for the year                    | (0.59)                                 | 1.49                                   |
| Add : profit/(loss) (net of current tax) transferred from OCI on write off/ sale of equity instruments | (2.83)                                 | 42.85                                  |
| Less:- transfer to general reserve   | (28.47)                                | (25.51)                                |
| Less:- transfer to special reserve   | (239.33)                               | (145.73)                               |
| Rounding off adjustment  | -                                      | 0.01                                   |
| <b>Balance at the end of the year</b>  | <b>12,735.38</b>                       | <b>11,766.90</b>                       |
| <b>Total reserve &amp; surplus at the end of the year (I= A+B+C+D)</b>                                 | <b>18,925.82</b>                       | <b>17,689.54</b>                       |
| <b><u>Break up of Total Reserve &amp; Surplus</u></b>  |  |  |
| Unrealised gain(net of deferred tax liability) on AIF Debt Funds (FVTPL)                               | 14.83                                  | -                                      |
| All other balances   | 18,910.99                              | 17,689.54                              |
| <b>Total</b>   | <b>18,925.82</b>                       | <b>17,689.54</b>                       |
| <b><u>II. Accumulated balance of other comprehensive income (OCI)</u></b>                              |  |  |
| <b>(E) Debt instruments through OCI</b>  |  |  |
| <b>Opening balance</b>   | <b>1,104.51</b>                        | <b>1,069.39</b>                        |
| Add: fair value changes in debt instruments through OCI for the year                                   | 135.10                                 | 325.41                                 |
| Less: reclassified to profit or loss from OCI on sale  | (786.39)                               | (412.26)                               |
| Less: deferred tax effect thereon  | 93.11                                  | 121.97                                 |
| <b>Closing balance at the end of the year</b>  | <b>546.33</b>                          | <b>1,104.51</b>                        |
| <b>(F) Equity instruments through OCI</b>  |  |  |
| <b>Opening balance</b>   | <b>3,10,374.02</b>                     | <b>2,44,606.92</b>                     |
| Add : fair value changes on equity instruments through OCI for the year                                | 24,193.39                              | 47,593.90                              |
| Less: deferred tax effect thereon  | (3,459.65)                             | 18,173.20                              |
| Add :profit/(loss) on write off/ sale of equity instruments  | (3.30)                                 | 50.46                                  |
| Less :current tax effect on above  | 0.47                                   | (7.61)                                 |
| Less :profit/(loss) (net of current tax) transferred from OCI to retained earnings                     | 2.83                                   | (42.85)                                |
| <b>Closing balance at the end of the year</b>  | <b>3,31,107.76</b>                     | <b>3,10,374.02</b>                     |
| <b>Total accumulated balance of OCI at the end of the year (II= E+F)</b>                               | <b>3,31,654.09</b>                     | <b>3,11,478.53</b>                     |
| <b>Total other equity (I +II)</b>  | <b>3,50,579.91</b>                     | <b>3,29,168.07</b>                     |

## Nature and purpose of reserve

Nature and purpose of each reserve has been disclosed as part of the qualitative disclosure :

### Securities premium

It is created in earlier year, by amount of premium received upon issuance of equity shares. This can be utilised in accordance with provisions of the Act.

### General reserve

The Company continues to transfer certain percentage of profits to general reserve before declaring dividends. This can be utilised in accordance with provisions of the Act.

### Special reserve u/s 45-IC of RBI Act,1934.

The Company, being an NBFC company, is created a special reserve pursuant to section 45 IC the Reserve Bank of India Act, 1934 by transferring amount not less than twenty per cent of its net profit every year as disclosed in the statement of profit and loss.

As prescribed by Section 45 IC of the Reserve Bank of India Act, 1934, no appropriation of any sums from the Reserve Fund shall be made by company except for the purpose as may be specified by RBI from time to time.

### Retained earnings (surplus)

It is created out of accretion of profits or loss and represents the amount of accumulated earnings of the Company. It also includes effect of remeasurement of defined benefit obligations. This reserve can be utilised in accordance with provisions of the Act.

### Accumulated balance of other comprehensive income (OCI)- debt instruments

This reserve represents the cumulative unrealised gains (net of loss) on fair valuation of debt instruments (including debt mutual funds) measured at fair value through other comprehensive income (FVTOCI), net of amount reclassified, if any, to profit or loss, when those instruments are disposed off.

### Accumulated balance of other comprehensive income (OCI)- equity instruments

This reserve represents the cumulative unrealised gains (net of loss) on fair valuation of equity instruments measured at fair value through other comprehensive income (FVTOCI), net of amount reclassified, if any, to retained earnings when those instruments are disposed off.

| Particulars  | For the year ended<br>March 31, 2026<br>(₹ in lakh) | For the year ended<br>March 31, 2025<br>(₹ in lakh) |
|--|---|---|
| <b>17. INTEREST INCOME</b>   |   |   |
| Interest income on investments in bonds & debentures<br>(investments measured at amortised cost) | -   | 41.27   |
| Interest income on deposits with bank  | 99.00   | 86.52   |
| <b>Total</b>   | <b>99.00</b>  | <b>127.79</b>                                       |
| <b>18. DIVIDEND INCOME</b>   |   |   |
| Dividend income from equity shares   | 729.27  | 507.53  |
| <b>Total</b>   | <b>729.27</b>                                       | <b>507.53</b>                                       |

# PNB FINANCE AND INDUSTRIES LIMITED

| Particulars   | For the year ended<br>March 31, 2026<br>(₹ in lakh) | For the year ended<br>March 31, 2025<br>(₹ in lakh) |
|---|---|---|
| <b>19. NET GAIN ON FAIR VALUE CHANGES</b>   |   |   |
| (a) Net gain/(loss) on financial instruments at FVTPL: on trading portfolio   | -   | -   |
| (b) Net gain/(loss) on financial instruments (AIF Debt funds) designated through FVTPL  | 19.82   | -   |
| (c) Others  |   |   |
| Distribution/ Income (net) from Investment in AIFs ( <b>Note A below</b> )  | 64.54   | 1.30  |
| Gain(net) reclassified from OCI to profit or Loss on sale of investments in debt mutual funds   | 786.39  | 412.26  |
| <b>Total</b>  | <b>870.75</b>                                       | <b>413.56</b>                                       |
| <b><u>Break up of gains (net) :</u></b>   |   |   |
| Realised  | 822.16  | 413.56  |
| Unrealised  | 48.59   | -   |
| <b>Total</b>  | <b>870.75</b>                                       | <b>413.56</b>                                       |
| <b>Note A : Distribution/ Income (net) from Investment in AIFs</b>  |   |   |
| Share of Gross Income from Investment in AIFs   | 77.40   | 1.30  |
| Less : Share of expense attributable to Gross Income from Investment in AIFs  | (12.86)   | -   |
| <b>Income (net) reported above</b>  | <b>64.54</b>  | <b>1.30</b>   |
| <b>20. OTHERS (INCOME)</b>  |   |   |
| Interest on income tax refund   | 0.56  | 2.62  |
| Provisions no longer required written back  | 0.07  | -   |
| Miscellaneous income  | 0.22  | -   |
| <b>Total</b>  | <b>0.85</b>   | <b>2.62</b>   |
| <b>21. EMPLOYEE BENEFITS EXPENSE#</b>   |   |   |
| Salaries  | 86.75   | 76.18   |
| Contribution to provident and other funds   | 3.68  | 3.25  |
| Provision for gratuity and leave encashment   | 2.13  | 2.11  |
| Staff welfare expenses  | 3.09  | 2.60  |
| <b>Total</b>  | <b>95.65</b>  | <b>84.14</b>  |
| # Includes Remuneration to Whole Time Director of Nil during the current financial year ended March 31, 2026 (₹ 14.88 lakh for the period from April 01, 2024 till August 27, 2024 pertaining to previous financial year ended March 31, 2025). |   |   |

# PNB FINANCE AND INDUSTRIES LIMITED

| Particulars  | For the year ended<br>March 31, 2026<br>(₹ in lakh) | For the year ended<br>March 31, 2025<br>(₹ in lakh) |
|--|---|---|
| <b>22. DEPRECIATION AND AMORTISATION EXPENSES</b>              |   |   |
| Depreciation on property, plant and equipments (refer note -7) | 0.02  | 0.17  |
| <b>Total</b>   | <b>0.02</b>   | <b>0.17</b>   |
| <b>23. OTHER EXPENSES</b>                                      |   |   |
| Director's sitting Fee   | 2.80  | 4.20  |
| Legal and professional charges                                 | 28.92   | 42.81   |
| Travelling & conveyance expenses                               | 7.05  | 7.36  |
| GST paid under reverse charge                                  | 3.93  | 7.28  |
| AGM expenses   | -   | 0.01  |
| Printing & stationery  | 0.20  | 0.27  |
| Postage & telephone and internet charges                       | 0.97  | 0.97  |
| Advertisement expenses   | 1.99  | 1.08  |
| Listing fees   | 0.47  | 0.47  |
| Custodian fees   | 0.33  | 0.33  |
| Document storage charges                                       | 1.51  | 1.78  |
| Software charges   | 2.29  | 2.33  |
| Filing fees  | 0.14  | 0.21  |
| Rent Paid  | 0.12  |   |
| Auditors remuneration \$                                       | 1.06  | 1.23  |
| CSR contribution 2025-26                                       | 5.66  | -   |
| CSR contribution 2024-25                                       | -   | 8.83  |
| Amount written off   | -   | 0.84  |
| Miscellaneous expenses   | 0.73  | 1.33  |
| <b>Total</b>   | <b>58.17</b>  | <b>81.33</b>  |
| <b>\$ Auditors remuneration (inclusive of GST) :</b>           |   |   |
| As auditor   |   |   |
| Audit fees   | 0.66  | 0.66  |
| Limited review fees  | 0.24  | 0.24  |
| Other service fees (including certification fees)              | -   | 0.08  |
| Out of pocket expenses   | -   | 0.06  |
| GST on above   | 0.16  | 0.19  |
| <b>Total</b>   | <b>1.06</b>   | <b>1.23</b>   |

# PNB FINANCE AND INDUSTRIES LIMITED

| Particulars   | For the year ended<br>March 31, 2026<br>(₹ in lakh) | For the year ended<br>March 31, 2025<br>(₹ in lakh) |
|---|---|---|
| <b>24. EXCEPTIONAL ITEMS (EXPENSE)</b>  |   |   |
| One time impact (gratuity & leave encashment) of notified labour codes (Note)   | 12.07   | -   |
| <b>Total</b>  | <u>12.07</u>  | <u>-</u>  |
| <p><b>Note:</b> Effective November 21, 2025, the Government of India has consolidated multiple existing labour legislations into a unified framework comprising four Labour Codes collectively referred to as the 'Notified Labour Codes'.</p> <p>Due to change in the definition of "Wages" as per the notified Labour Codes, the company has assessed and estimated one time impact of past service for ₹ 12.07 lakh during the current financial year with respect to increase in Gratuity and Leave liability. Considering non-recurring nature of the impact, the Company has disclosed amount of such impact as expenses under Exceptional Items.</p> |   |   |
| <b>25. EARNINGS PER SHARE (EPS)</b>   |   |   |
| Profit after tax as per consolidated statement of profit and loss (₹ in lakh)   | 1,238.96  | 715.81  |
| Weighted average number of equity shares (Face value per equity share ₹ 10)   | 32,00,000   | 32,00,000   |
| Basic EPS (In ₹)  | 38.72   | 22.37   |
| Diluted EPS (In ₹) #  | 38.72   | 22.37   |
| # The Company has not issued any potential equity shares, and accordingly, diluted earnings per share is equal to the basic earnings per share.   |   |   |

## 26. SEGMENT INFORMATION

The group is not carrying any business operations except generating income from investment of surplus funds. These activities of the group fall in a single business segment. Segment performance evaluated based on profit or loss and is measured consistently with profit or loss in the financial statements. Hence no separate disclosure is made under Segment reporting.

## 27. IMPAIRMENT OF ASSETS

The management is of the opinion that there is no impairment of assets of group as contemplated in Ind AS -38 "Impairment of Assets".

## 28. DISCLOSURES AS REQUIRED BY IND AS -24 -"RELATED PARTY DISCLOSURE".

In accordance with the Ind AS -24 "Related Party Disclosure", disclosure of related parties & related party transactions entered into by the group during the year are given below -

### (I) Related parties and nature of relationship :

#### (a) Holding company

PNB Finance And Industries Limited

#### (b) Subsidiary companies

1. Punjab Mercantile & Traders Ltd.
2. Esoterica Services Limited

**(c) Key Management Personnel (KMP) of Holding company**

| Name                     | Relationship  |
|--------------------------|---|
| Mr. Govind Swarup        | Director (Ceased to be director w.e.f. February 05, 2025) |
| Mr. Ashish Verma         | Director (Ceased to be director w.e.f. August 01, 2024)   |
| Mrs. Saumya Agarwal      | Director  |
| Mr. Rakesh Dhamani       | Director  |
| Mr. Victor Alan Carvalho | Director (Appointed as director w.e.f. May 28, 2024)      |
| Mrs. Shweta Saxena       | Director (Ceased to be director w.e.f. August 28, 2024)   |
| Mrs. Shweta Saxena       | Company Secretary   |
| Mr. Viveka Nand Jha      | Chief Financial Officer                                   |
| Mr. Tarun Verma          | Manager   |

**(d) Key Management Personnel (KMP) of Subsidiary companies**

| Name                | Relationship |
|---------------------|--------------|
| Mr. Ashok Sen       | Director     |
| Mr. Govind Swarup   | Director     |
| Mrs. Saumya Agarwal | Director     |
| Mr. Rakesh Dhamani  | Director     |

**(II) Related party transactions entered during the year in ordinary course of business and outstanding balances payable/ (receivable) at the end of the year :**

(₹ in lakh)

| Name of the party                                | Nature of transaction   | Transactions entered during year ended on |                | Balances outstanding as at |                |
|--|-------------------------|---|----------------|----------------------------|----------------|
|  |                         | March 31, 2026                            | March 31, 2025 | March 31, 2026             | March 31, 2025 |
| Mr. Ashish Verma                                 | Sitting fees            | -   | 0.40           | -                          | -              |
| Mrs. Saumya Agarwal<br>(KMP of Holding company)  | Sitting fees            | 2.20                                      | 1.40           | -                          | -              |
| Mr. Govind Swarup<br>(KMP of Holding company)    | Sitting fees            | -   | 2.40           | -                          | -              |
| Mr. Govind Swarup<br>(KMP of Subsidiary company) | Sitting fees            | 0.60                                      | -              |                            |                |
| Mrs. Shweta Saxena                               | Remuneration (Note 1) # | 49.82                                     | 36.66          | -                          | -              |
| Mr. Viveka Nand Jha                              | Remuneration (Note 2) # | 31.81                                     | 33.94          | -                          | -              |
| Mr. Tarun Verma                                  | Remuneration#           | 5.02                                      | 4.78           | -                          | -              |

# Excluding PF and other retiral benefits.

**Note 1:** Remuneration for the current financial year includes deferred retention bonus for ₹ 9.00 lakh (Remuneration for the previous financial year includes deferred retention bonus - Nil) as per terms & conditions.

**Note 2:** Remuneration for the current financial year includes deferred retention bonus -Nil (Remuneration for the previous financial year includes deferred retention bonus of ₹ 6.00 lakh) as per terms & conditions.

**Note :** The financial information in the consolidated financial statements contains financial information of holding company and its subsidiary companies as a single reporting entity (as a group) and all intra group transactions, if any, have been eliminated, thus intra group transactions as RPTs, have not been disclosed.

**29. CONTINGENT LIABILITIES AND COMMITMENTS**

**(A) Contingent liabilities not provided for as a Group**

| Particulars  | Year ended<br>March 31, 2026<br>(₹ in lakh) | Year ended<br>March 31, 2025<br>(₹ in lakh) |
|--|---|---|
| Penalties levied pursuant to SEBI Adjudication Orders dated March 28, 2023<br>: In case of the Company [Note (a) below]<br>: In case of one of wholly owned subsidiary i.e. Punjab Mercantile and Traders Ltd ("PMT") [Note (b) below] | 1,220.00<br><br>20.00                       | 1,220.00<br><br>20.00                       |
| <b>Total</b>   | <b>1,240.00</b>                             | <b>1,240.00</b>                             |

**Note (a)**

The Securities and Exchange Board of India ("SEBI") issued Adjudication Orders on March 28, 2023 against the company in violation of various provisions of SEBI Act, 1992 and regulations issued thereunder and levied the monetary penalty amounting ₹ 1200 lakhs in the case of the Company as a listed entity and ₹ 20 lakh as a Promoter and a Shareholder of Camac Commercial Company Limited(CCCL) besides other restrictions.

Subsequently, both the Adjudication Orders were challenged by the Company before the Securities Appellate Tribunal (SAT) and vide its Orders passed on April 26, 2023, SAT had stayed the effect and operation of the said SEBI Orders subject to payment of 25% of the levied penalty(ies) by the Company. The company has made payment of the requisite amount [25% i.e. ₹ 305 Lakh] to SEBI as per the said SAT Orders. The matter is sub-judice as on date.

**Note (b)**

SEBI issued Adjudication Orders on March 28, 2023 against PMT in violation of various provisions of SEBI Act, 1992 and regulations issued thereunder in the case as a Promoter and shareholder of Camac Commercial Company Limited and levied monetary penalty of ₹ 20 lakh besides other restrictions.

The Adjudication Order was challenged by the PMT before the Securities Appellate Tribunal (SAT) and vide its Order passed on April 26, 2023, SAT had stayed the effect and operation of the SEBI Order referred above subject to payment of 25% of the levied penalty by the PMT. PMT has made payment of the requisite amount [25% i.e. ₹ 5 Lakh] to SEBI as per the said SAT Orders. The matter is sub-judice as on date.

The abovementioned requisite payment [25% i.e. ₹ 310 Lakh], as mentioned above in Note (a) & Note (b), made by Group to SEBI as per SAT Orders, has been disclosed under "Note 8 : Other Non-financial Assets".

**(B) Commitment (to the extent not provided for) as a Group:**

(i) In case of the Company

Commitment as on March 31, 2026 is for ₹ 1448.30 lakh (Previous year ended March 31, 2025 : ₹ 798.30 lakh) as uncalled capital contribution towards various AIF Schemes (Category II AIF schemes).

(ii) In case of the wholly owned subsidiaries as on March 31, 2026- Nil (Previous year ended, March 31, 2025 -Nil)

**30. INCOME TAXES EXPENSES & RECONCILIATION**

**(a) Tax expense recognised in the consolidated statement of profit and loss**

**(i) Tax expense recognised under "Profit or Loss" section**

| Particulars   | Year ended<br>March 31, 2026<br>(₹ in lakh) | Year ended<br>March 31, 2025<br>(₹ in lakh) |
|---|---|---|
| <b>(I) Current tax</b><br>Current tax   | 297.01                                      | 168.02                                      |
| <b>(II) Deferred tax charge/ (credit)</b><br>Related to origination and reversal of deductible temporary difference | 1.44  | 0.13  |
| <b>Total (I+II)</b>   | <b>298.45</b>                               | <b>168.15</b>                               |

**(ii) Tax expense recognised under “Other Comprehensive Income(OCI)” section**

| Particulars   | Year ended<br>March 31, 2026<br>(₹ in lakh) | Year ended<br>March 31, 2025<br>(₹ in lakh) |
|---|---|---|
| <b><u>Deferred tax charge / (credit) on</u></b>                             |   |   |
| on account of deductible temporary difference on items measured through OCI |   |   |
| Investment in debt instruments (on fair value change)                       | (93.11)                                     | (121.97)                                    |
| Investment in equity instruments (on fair value change)                     | 3,459.65                                    | (18,173.20)                                 |
| Remeasurement gains of the defined benefit plans(gratuity plan)             | (0.20)                                      | 0.50  |
| <b>Total</b>  | <b>3,366.34</b>                             | <b>(18,294.67)</b>                          |

- (b) In the Group, the Parent Company and one of subsidiary i.e. Punjab Mercantile & Traders Limited has opted the concessional rate schemes provided vide section 115BAA in the Income Tax Act, 1961.

However the other subsidiary i.e. Esoterica services Limited, continues with existing provisions of corporate taxation and has not opted the concessional rate schemes provided vide section 115BAA in the Income Tax Act.

The section 115BAA in the Income Tax Act, 1961, provides existing domestic companies with an irreversible option to pay tax at a reduced rate of 22% plus applicable Surcharge and Cess, which come with the consequential surrender of specified deductions/ incentives and not eligible to utilise MAT Credit entitlements and take any other deduction / benefits.

- (c) As a matter of prudence and considering uncertainty of sufficient future taxable income, the group have not recognised any deferred tax asset on unused tax losses being brought forward business losses in the consolidated balance sheet.

**(d) Reconciliation of current tax expenses**

Reconciliation of current tax expenses between “Amount calculated as Accounting Profit multiplied by the statutory income tax rate applicable to the Company” and “Current Tax Expenses as per effective income tax rate reported in the Consolidated Statement of Profit and Loss” is given below :

| Particulars   | Year ended<br>March 31, 2026<br>(₹ in lakh) | Year ended<br>March 31, 2025<br>(₹ in lakh) |
|---|---|---|
| <b>Consolidated profit before tax</b>   | <b>1,533.96</b>                             | 883.96                                      |
| Enacted applicable income tax rate(including applicable SC & cess) on company (%)                 | <b>25.168%</b>                              | 25.168%                                     |
| <b>Current tax (accounting profit multiplied by the applicable enacted tax rate) for the year</b> | <b>386.07</b>                               | 222.48                                      |
| <b><u>Tax effects of amounts which are not deductible/taxable in computing taxable Income</u></b> |   |   |
| CSR expenditure   | <b>1.42</b>                                 | 2.22  |
| Tax at lower rate in case of capital gain   | <b>(85.10)</b>                              | (50.23)                                     |
| Other adjustments   | <b>3.93</b>                                 | 0.99  |

## PNB FINANCE AND INDUSTRIES LIMITED

| Particulars   | Year ended<br>March 31, 2026<br>(₹ in lakh) | Year ended<br>March 31, 2025<br>(₹ in lakh) |
|---|---|---|
| <b><u>Tax effects of amounts which are deductible /non taxable in computing taxable Income</u></b>                                    |   |   |
| Net gain/(loss) on financial instruments (AIF Debt funds) designated through FVTPL  | (4.99)                                      | -   |
| Other adjustments   | -   | -   |
| <b>Sub Total</b>  | <b>301.33</b>                               | 175.46                                      |
| Adjustment of tax on (brought forward business Loss set off) / unadjusted business loss to be carried forward for entity in the group | <b>0.01</b>                                 | 0.16  |
| <b>Balance</b>  | <b>301.34</b>                               | 175.62                                      |
| Tax effect on realised profit on sale of equity instruments(shares) through OCI   | -   | (7.60)                                      |
| MAT credit utilised   | (4.33)                                      | -   |
| <b>Current tax expense at effective rate as reported in the consolidated statement of profit and loss</b>                             | <b>297.01</b>                               | 168.02                                      |

**(e) Movement of Deferred Tax Assets :**

The movement in deferred tax assets during the year ended March 31, 2025 and March 31, 2026 has been explained in Note -6.

**(f) Movement of Deferred Tax Liabilities:**

The movement in deferred tax liabilities during the year ended March 31, 2025 & March 31, 2026 has been explained in Note -13.

### 32. EMPLOYEE BENEFITS

**I) During the year, liability of the group as empoloyer towards contribution to provident and other fund has been recognized as an expenses in the consolidated statement of profit and loss. The detail is given below;**

**Defined Contribution Plan**

Employer's contribution to provident and other funds - ₹ 3.68 Lakh (previous year : ₹ 3.25 Lakh)

**II) Gratuity and other post employment benefit plans:**

During the year, the group has recognised the expenses and liability towards gratuity and leave encashment based on actuarial valuation in conformity with the principles set out in the Indian Accounting Standards -19. The detail are given below :

**(a) The assumptions used to determine the benefit obligations are as follows**

| Particulars   | Gratuity<br>(non -funded) |                | Leave Encashment<br>(non -funded) |                |
|---|---------------------------|----------------|-----------------------------------|----------------|
|   | March 31, 2026            | March 31, 2025 | March 31, 2026                    | March 31, 2025 |
| Discounting rate (p.a.)                                       | 7.03%                     | 6.70%          | 7.03%                             | 6.70%          |
| Future salary increase (p.a.)                                 | 6.00%                     | 6.00%          | 6.00%                             | 6.00%          |
| Expected rate of return of plan assets                        | N.A                       | N.A            | N.A                               | N.A            |
| Expected Average Remaining working lives of employees (years) | 14.42                     | 15.42          | 14.42                             | 15.42          |
| Mortality table used  | IALM(2012-14)             | IALM(2012-14)  | IALM(2012-14)                     | IALM(2012-14)  |
| Retirement age (years)  | 58                        | 58             | 58                                | 58             |
| Withdrawal rate (%)   |                           |                |                                   |                |
| Up to 30 years  | 3                         | 3              | 3                                 | 3              |
| From 31 to 44 years   | 2                         | 2              | 2                                 | 2              |
| Above 44 years  | 1                         | 1              | 1                                 | 1              |

## PNB FINANCE AND INDUSTRIES LIMITED

**(b) Change in present value of obligation/ defined benefit obligations** (₹ in lakh)

| Particulars   | Gratuity<br>(non -funded) |                | Leave Encashment<br>(non -funded) |                |
|---|---------------------------|----------------|-----------------------------------|----------------|
|   | March 31, 2026            | March 31, 2025 | March 31, 2026                    | March 31, 2025 |
| Present value of obligation(PBO) at beginning of year | 18.07                     | 17.65          | 6.23                              | 6.53           |
| Past service cost                                     | 9.30                      | -              | 2.77                              | -              |
| Current service cost                                  | 0.38                      | 1.14           | 0.46                              | 0.40           |
| Net interest cost                                     | 1.21                      | 1.27           | 0.42                              | 0.47           |
| Benefits paid   | -                         | -              | -                                 | -              |
| Remeasurement [actuarial (-) gain /loss]              | 0.79                      | (1.99)         | (0.34)                            | (1.17)         |
| Rounding off  | -                         | -              | (0.01)                            | -              |
| <b>Present value of obligation (PBO) at year end</b>  | <b>29.75</b>              | <b>18.07</b>   | <b>9.53</b>                       | <b>6.23</b>    |

**(c) Liability recognised in the consolidated balance sheet** (₹ in lakh)

| Particulars                                  | Gratuity<br>(non -funded) |                | Leave Encashment<br>(non -funded) |                |
|--|---------------------------|----------------|-----------------------------------|----------------|
|  | March 31, 2026            | March 31, 2025 | March 31, 2026                    | March 31, 2025 |
| Liability amount (net) at beginning of year  | 18.07                     | 17.65          | 6.23                              | 6.53           |
| Provisions made/(reversed) during the year   | 10.89                     | 2.41           | 3.65                              | 0.87           |
| Benefits paid                                | -                         | -              | -                                 | -              |
| Remeasurement [actuarial (-) gain/loss]      | 0.79                      | (1.99)         | (0.34)                            | (1.17)         |
| Rounding off                                 | -                         | -              | (0.01)                            | -              |
| Liability amount (net) at year end           | 29.75                     | 18.07          | 9.53                              | 6.23           |
| Break up of liability/PBO at end of the year |                           |                |                                   |                |
| Current liability (within 12 Months)         | 0.43                      | 0.25           | 0.14                              | 0.09           |
| Non-current liability                        | 29.32                     | 17.82          | 9.39                              | 6.14           |
| <b>Total</b>                                 | <b>29.75</b>              | <b>18.07</b>   | <b>9.53</b>                       | <b>6.23</b>    |

**(d) Expense/ (income) recognized in the consolidated statement of profit and loss** (₹ in lakh)

| Particulars   | Gratuity<br>(non -funded) |                | Leave Encashment<br>(non -funded) |                |
|---|---------------------------|----------------|-----------------------------------|----------------|
|   | March 31, 2026            | March 31, 2025 | March 31, 2026                    | March 31, 2025 |
| Current & past service cost                             | 9.68                      | 1.14           | 3.23                              | 0.40           |
| Net interest cost                                       | 1.21                      | 1.27           | 0.42                              | 0.47           |
| Net actuarial (-) gain / loss recognized in the year    | -                         | -              | (0.34)                            | (1.17)         |
| Expenses recognized in the statement of profit and loss | 10.89                     | 2.41           | 3.31                              | (0.30)         |

# PNB FINANCE AND INDUSTRIES LIMITED

(e) Remeasurements [actuarial (gain)/loss] through Other Comprehensive Income (OCI) (₹ in lakh)

| Particulars  | Gratuity (non-funded) |                |
|--|-----------------------|----------------|
|  | March 31, 2026        | March 31, 2025 |
| Actuarial (-) gain / loss for the year on PBO                        | 0.79                  | (1.99)         |
| Actuarial (gain) / loss for the year on plan asset                   | -                     | -              |
| Net actuarial (-) gain / loss recognised through OCI during the year | 0.79                  | (1.99)         |

## 32. FAIR VALUE MEASUREMENTS

The following methods and assumptions are used to estimate the fair value :

- The fair value of quoted equity shares is derived from quoted market prices in active markets.
- The fair value of unquoted equity shares is derived as per level 3 techniques, in case observable market data is not available.
- The fair value of mutual funds is derived from the available declared /quoted NAV of units.
- Assets held for collection of contractual cash flow where cash flows represent solely payment of principle and interest like bonds/ bebentures /corporate deposit are measured at amortised cost. interest income from these financial assets is calculated using the effective interest rate method.

The management has assessed that cash and cash equivalents, other receivables (financial assets) and trade / other payables are approximate at their carrying amounts largely due to the short term maturities of these instruments.

### Financial assets and liabilities

The carrying value and fair value of financial instruments by categories of the group as at March 31, 2026 are as follows:

| Particulars                              | FVTPL           | FVTOCI             | Amortised cost  | (₹ in lakh)          |                            |
|--|-----------------|--------------------|-----------------|----------------------|----------------------------|
|  |                 |                    |                 | Total carrying value | Fair value/ Amortised cost |
| <b>Financial assets</b>                  |                 |                    |                 |                      |                            |
| Cash and cash equivalents                | -               | -                  | 8.05            | 8.05                 | 8.05                       |
| Bank balances other than above           | -               | -                  | 1,049.05        | 1,049.05             | 1,049.05                   |
| Investments :                            |                 |                    |                 |                      |                            |
| Debt mutual funds                        | -               | 1,565.67           | -               | 1,565.67             | 1,565.67                   |
| Equity mutual funds                      | -               | 9,235.50           | -               | 9,235.50             | 9,235.50                   |
| Other fund (alternative investment fund) | 1,404.39        | 272.92             | -               | 1,677.31             | 1,677.31                   |
| Equity Shares                            | -               | 3,92,264.43        | -               | 3,92,264.43          | 3,92,264.43                |
| Other financial assets                   | -               | -                  | 152.68          | 152.68               | 152.68                     |
| <b>Total</b>                             | <b>1,404.39</b> | <b>4,03,338.52</b> | <b>1,209.78</b> | <b>4,05,952.69</b>   | <b>4,05,952.69</b>         |
| <b>Financial liabilities</b>             |                 |                    |                 |                      |                            |
| Other payables                           | -               | -                  | 2.53            | 2.53                 | 2.53                       |
| Other financial liabilities              | -               | -                  | 1.05            | 1.05                 | 1.05                       |
| <b>Total</b>                             | <b>-</b>        | <b>-</b>           | <b>3.58</b>     | <b>3.58</b>          | <b>3.58</b>                |

## PNB FINANCE AND INDUSTRIES LIMITED

The carrying value and fair value of financial instruments by categories of the group as at March 31, 2025 are as follows:

(₹ in lakh)

| Particulars                              | FVTPL    | FVTOCI             | Amortised cost  | Total carrying value | Fair value/ Amortised cost |
|--|----------|--------------------|-----------------|----------------------|----------------------------|
| <b>Financial assets</b>                  |          |                    |                 |                      |                            |
| Cash and cash equivalents                | -        | -                  | 3.09            | 3.09                 | 3.09                       |
| Bank balances other than above           | -        | -                  | 1,367.76        | 1,367.76             | 1,367.76                   |
| Investments :                            |          |                    |                 |                      |                            |
| Debt mutual funds                        | -        | 3,506.22           | -               | 3,506.22             | 3,506.22                   |
| Equity mutual funds                      | -        | 9,569.88           | -               | 9,569.88             | 9,569.88                   |
| Other fund (alternative investment fund) | -        | 173.78             | -               | 173.78               | 173.78                     |
| Equity Shares                            | -        | 3,66,430.37        | -               | 3,66,430.37          | 3,66,430.37                |
| Other financial assets                   | -        | -                  | 107.11          | 107.11               | 107.11                     |
| <b>Total</b>                             | <b>-</b> | <b>3,79,680.25</b> | <b>1,477.96</b> | <b>3,81,158.21</b>   | <b>3,81,158.21</b>         |
| <b>Financial liabilities</b>             |          |                    |                 |                      |                            |
| Other payables                           | -        | -                  | 15.00           | 15.00                | 15.00                      |
| Other financial liabilities              | -        | -                  | 1.37            | 1.37                 | 1.37                       |
| <b>Total</b>                             | <b>-</b> | <b>-</b>           | <b>16.37</b>    | <b>16.37</b>         | <b>16.37</b>               |

### Fair value estimation

For financial instruments measured at fair value in the consolidated balance sheet, a three level fair value hierarchy is used that reflects the significance of inputs used in the measurements. The hierarchy gives the highest priority to unadjusted quoted prices in active markets for identical assets or liabilities (level 1 measurements) and lowest priority to unobservable inputs (level 3 measurements).

For financial assets which are carried at fair value, the classification of fair value calculations by category of the group in the consolidated balance sheet is summarised below:

(₹ in lakh)

| Particulars                              | Carrying value     | Fair Values                              |          |          |                               |          |                    |
|--|--------------------|--|----------|----------|-------------------------------|----------|--------------------|
|  |                    | measured through Profit and Loss (FVTPL) |          |          | measured through OCI (FVTOCI) |          |                    |
|  |                    | Level 1                                  | Level 2  | Level 3  | Level 1                       | Level 2  | Level 3            |
| <b>As at March 31, 2026</b>              |                    |  |          |          |                               |          |                    |
| <b>Financial assets</b>                  |                    |  |          |          |                               |          |                    |
| Debt mutual funds                        | 1,565.67           | -  | -        | -        | 1,565.67                      | -        | -                  |
| Equity mutual funds                      | 9,235.50           | -  | -        | -        | 9,235.50                      | -        | -                  |
| Other fund (alternative investment fund) | 1,677.31           | 1,404.39                                 | -        | -        | 272.92                        | -        | -                  |
| Equity shares                            | 3,92,264.43        | -  | -        | -        | 40,725.33                     | -        | 3,51,539.10        |
| <b>Total</b>                             | <b>4,04,742.91</b> | <b>1,404.39</b>                          | <b>-</b> | <b>-</b> | <b>51,799.42</b>              | <b>-</b> | <b>3,51,539.10</b> |
| <b>As at March 31, 2025</b>              |                    |  |          |          |                               |          |                    |
| <b>Financial assets</b>                  |                    |  |          |          |                               |          |                    |
| Debt mutual funds                        | 3,506.22           | -  | -        | -        | 3,506.22                      | -        | -                  |
| Equity mutual funds                      | 9,569.88           | -  | -        | -        | 9,569.88                      | -        | -                  |
| Other fund (alternative investment fund) | 173.78             | -  | -        | -        | 173.78                        | -        | -                  |
| Equity shares                            | 3,66,430.37        | -  | -        | -        | 49,703.30                     | -        | 3,16,727.07        |
| <b>Total</b>                             | <b>3,79,680.25</b> | <b>-</b>                                 | <b>-</b> | <b>-</b> | <b>62,953.18</b>              | <b>-</b> | <b>3,16,727.07</b> |

There are no changes in classification and no movements between the fair value hierarchy classifications of financial assets of group during the years under report.

## 33. FINANCIAL RISK MANAGEMENT

The financial assets at group level are investment in debt securities (bonds, debentures, corporate deposits, debt based mutual funds, etc.) cash and cash equivalents, bank deposits other than cash and cash equivalents, Trade and other receivables & financial liabilities are trade/other payables and other financial liabilities.

The activities at group level, expose to financial risk i.e. liquidity risk, market risk, credit risk etc. The management of respective entities in the group provide guiding principles for overall risk management, as well as principle for investment of available funds including review of such policies for managing each of applicable type of financial risks, which are summarised as below :

### (a) Liquidity risk

The group's principal source of liquidity are "Cash and Cash equivalents" and cash in flow that are generated from income from investments & from Bank Fixed deposits. Liquidity risk is defined as a risk that the company will not be able to settle or meet its obligations on time.

Liquidity risk management implies maintenance of sufficient cash to meet the obligations as and when due. The group manages its liquidity risk by ensuring as far as possible that it will have sufficient liquidity to meet its short term and long term liabilities as and when due. The surplus fund at group level has also invested in fixed income securities /instruments of similar profile thereby ensuring availability of liquidity as and when required. Anticipated future cash flows are expected to be sufficient to meet the liquidity requirement at group level and accordingly, no liquidity risk is perceived.

The following is the contractual maturities of the financial liabilities: (₹ in lakh)

| Particulars                                      | As at<br>March 31, 2026 | As at<br>March 31, 2025 |
|--|-------------------------|-------------------------|
| <b><u>Non-derivative liabilities</u></b>         |                         |                         |
| Within 12 month                                  | 3.58                    | 16.37                   |
| More than 12 months                              | -                       | -                       |
| <b>Total Carrying amount (at Amorisred Cost)</b> | <b>3.58</b>             | <b>16.37</b>            |

### (b) Market risk

Market risk is the risk that the fair value of future cash flows of a financial instrument will fluctuate because of changes in market prices. Market risk generally comprises three types of risk: interest rate risk, currency risk and price risk.

#### (i) Foreign currency risk

The group has neither payables & receivables in foreign currency, not holding foreign assets and also not entered into transactions in the foreign currency during the year under report, therefore the activities at group level are not exposed to foreign exchange risk.

#### (ii) Interest rate risk

The interest rate risk exposure is mainly from changes in fixed and floating interest rates. The group is not exposed to Interest rate risk, as the group has no borrowing at the reporting date. The group's investment in Debt securities (Bonds, Debentures, Deposits etc.) are not exposed to interest rate risk.

#### (iii) Price risk

The group is exposed to price risk arising mainly from investment measured at fair value through OCI (FVTOCI) being equity shares (quoted) and debt & equity mutual funds. The group's exposure to debt based mutual funds falls in very low risk category due to investments are in high rated schemes. To optimise price risk, policy of diversification has been followed in case of debt based MF portfolio at group level. As regards the group's investment in unquoted equity shares, which are long term in nature and fair valuation of these investments are largely depend on performance of these investee companies and hence the price risk emanating from such investments is minimal of the respective entities of group.

## PNB FINANCE AND INDUSTRIES LIMITED

### (c) Credit risk

In case of the group's investment portfolio, credit risk may arise from bank balances (including fixed deposits) and investment in debt securities like bonds, debentures, corporate deposits and debt based mutual funds.

To manage credit risk on these financial assets including trade receivables in case one of subsidiary in the group, the respective entities of the group has an investment policy which allows them to invest only in high rated schemes/ papers/ bonds /NCD /corporate deposits etc. considering the safety of investment first along with lower risk and reasonable returns. At group level, credit worthiness of counterparty has been tracked and the rating of investments have been closely reviewed and as far as possible the immediate suitable remedial actions has been taken.

### 34. MATURITY ANALYSIS OF ASSETS AND LIABILITIES

The table below set out analysis of the carrying amount of assets and liabilities of Group, according to when they are expected to be realised or settled.

| Particulars                         | As at March 31, 2026 |                    |                    | As at March 31, 2025 |                    |                    |
|-------------------------------------|----------------------|--------------------|--------------------|----------------------|--------------------|--------------------|
|                                     | Within 12 months     | After 12 months    | Total              | Within 12 months     | After 12 months    | Total              |
| <b>ASSETS</b>                       |                      |                    |                    |                      |                    |                    |
| <b>Financial assets</b>             |                      |                    |                    |                      |                    |                    |
| Cash and cash equivalents           | 8.05                 | -                  | 8.05               | 3.09                 | -                  | 3.09               |
| Bank balances other than above      | 1,049.05             | -                  | 1,049.05           | 539.26               | 828.50             | 1,367.76           |
| Investments                         | -                    | 4,04,750.91        | 4,04,750.91        | -                    | 3,79,688.25        | 3,79,688.25        |
| Other financial assets              | 152.68               | -                  | 152.68             | 22.50                | 84.61              | 107.11             |
| <b>Non Financial assets</b>         |                      |                    |                    |                      |                    |                    |
| Current tax assets (net)            | 6.58                 | -                  | 6.58               | 14.38                | -                  | 14.38              |
| Deferred Tax Assets                 | -                    | 9.95               | 9.95               | -                    | 6.20               | 6.20               |
| Property, Plant and Equipments      | -                    | 0.14               | 0.14               | -                    | 0.16               | 0.16               |
| Other Non -Financial assets         | 7.32                 | 310.00             | 317.32             | 11.22                | 310.00             | 321.22             |
| <b>TOTAL ASSETS</b>                 | <b>1,223.68</b>      | <b>4,05,071.00</b> | <b>4,06,294.68</b> | <b>590.45</b>        | <b>3,80,917.72</b> | <b>3,81,508.17</b> |
| <b>LIABILITIES</b>                  |                      |                    |                    |                      |                    |                    |
| <b>Financial Liabilities</b>        |                      |                    |                    |                      |                    |                    |
| Payables                            |                      |                    |                    |                      |                    |                    |
| Dues of Micro and Small Enterprises | -                    | -                  | -                  | -                    | -                  | -                  |
| Dues of Other Creditors             | 2.53                 | -                  | 2.53               | 15.00                | -                  | 15.00              |
| Other financial liabilities         | 1.05                 | -                  | 1.05               | 1.37                 | -                  | 1.37               |
| <b>Non- Financial Liabilities</b>   |                      |                    |                    |                      |                    |                    |
| Current tax liabilities (net)       | 4.45                 | -                  | 4.45               | -                    | -                  | -                  |
| Provisions                          | 0.57                 | 38.71              | 39.28              | 0.34                 | 23.96              | 24.30              |
| Deferred Tax Liabilities            | -                    | 55,345.19          | 55,345.19          | -                    | 51,973.66          | 51,973.66          |
| Other Non-financial liabilities     | 2.27                 | -                  | 2.27               | 5.77                 | -                  | 5.77               |
| <b>TOTAL LIABILITIES</b>            | <b>10.87</b>         | <b>55,383.90</b>   | <b>55,394.77</b>   | <b>22.48</b>         | <b>51,997.62</b>   | <b>52,020.10</b>   |
| <b>NET</b>                          | <b>1,212.81</b>      | <b>3,49,687.10</b> | <b>3,50,899.91</b> | <b>567.97</b>        | <b>3,28,920.10</b> | <b>3,29,488.07</b> |

# PNB FINANCE AND INDUSTRIES LIMITED

## 35. ADDITIONAL INFORMATION IN TERMS OF SCHEDULE III OF THE COMPANIES ACT, 2013 FOR THE YEAR ENDED MARCH 31, 2026

(₹ in lakh)

| Name of the entities in the group                | Net assets, i.e., total assets minus total liabilities \$ |                    | Share in profit or (loss) \$        |                 | Share in other comprehensive income (OCI) |                  | Share in total comprehensive income (TCI) |                  |
|--|---|--------------------|-------------------------------------|-----------------|---|------------------|---|------------------|
|  | As % of consolidated net assets                           | Amount             | As % of consolidated profit or loss | Amount          | As % of consolidated OCI                  | Amount           | As % of consolidated TCI                  | Amount           |
| <b>1. Parent (Indian)</b>                        |   |                    |                                     |                 |   |                  |   |                  |
| PNB Finance and Industries Limited               | 56.63%  | 1,98,709.39        | 96.58%                              | 1,196.67        | 32.16%                                    | 6,488.81         | 35.89%                                    | 7,685.48         |
| <b>2. Subsidiary Companies (Indian)</b>          |   |                    |                                     |                 |   |                  |   |                  |
| Esoterica Services Ltd.                          | 35.58%  | 1,24,859.82        | 3.42%                               | 42.32           | 49.62%                                    | 10,008.71        | 46.94%                                    | 10,051.03        |
| Punjab Mercantile and Traders Ltd.               | 7.79%   | 27,330.70          | 0.00%                               | (0.03)          | 18.22%                                    | 3,674.62         | 17.16%                                    | 3,674.59         |
| <b>3. Minority Interests in all subsidiaries</b> | -   | -                  | -                                   | -               | -   | -                | -   | -                |
| <b>Total</b>                                     | <b>100.00%</b>  | <b>3,50,899.91</b> | <b>100.00%</b>                      | <b>1,238.96</b> | <b>100.00%</b>                            | <b>20,172.14</b> | <b>100.00%</b>                            | <b>21,411.10</b> |

\$ Net assets and share in profit or (loss) are after intra -group elimination.

## 36. OTHER DISCLOSURES

Other notes and disclosures to be considered in the consolidated financial statements are similar to those of standalone financial statements of PNB Finance and Industries Ltd; and hence have not been repeated here.

The relevant note reference in the standalone financial statements are given below :

| Particulars                                    | Note reference of standalone financial statements |
|--|---|
| 1) Dues to micro, small and medium enterprises | Note 9  |
| 2) Capital management                          | Note 32   |

There are no changes arising out of inclusion of the subsidiaries in the above disclosures.

37. All amounts have been rounded off to the nearest lakhs (up to two decimal point), as per the requirements of schedule III, unless otherwise stated. Previous year figures have been re-grouped/re-casted wherever considered necessary to conform to this year's classification.

As per our report of even date attached

**For Tanuj Garg & Associates**

Chartered Accountants

Firm Regn. No. 013843C

**Monika Garg**

Partner

Membership No. 407038

For and on behalf of the Board of Directors

**Nidhi Gupta**

Director

DIN: 11730308

**Rakesh Dhamani**

Director

DIN: 07065199

Place: New Delhi

Date: May 26, 2026

**Shweta Saxena**

Company Secretary

M.No: A18585

**Viveka Nand Jha**

Chief Financial Officer

PAN - AEXPJ2176H



